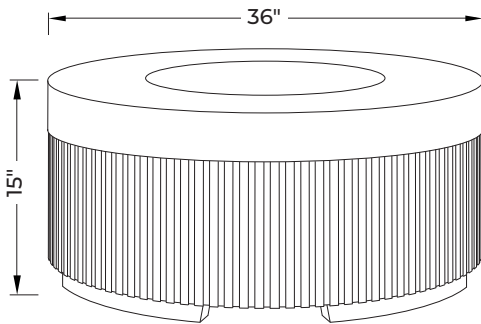


Halo 36

SCULPTED WARMTH

A refined fire table designed to bring sculptural presence and warmth to modern outdoor spaces. With its softly rounded silhouette and fluted concrete base, the Halo 36 feels architectural yet understated, creating a natural focal point without overwhelming the setting.

Weight 264 lbs.



Dimensions

36" x 15"



TECHNICAL DATA

Standard System

Manual

Push Button

Electronic Ignition

60K BTU NG/LP

—

60K BTU NG/LP

 For technical information, view the manual
www.dreamcastdesign.com

DreamCast
Design & Production



Please contact us at 1-888-616-4939 with any questions,
or email us at info@dreamcastdesign.com

All units ship with either NG/LP burner, lava rock topping and water resistant cover.

TOPPING OPTIONS



RIVER STONES



TUMBLER ROCKS



LOG SETS

EI ACCESSORIES



TIMER

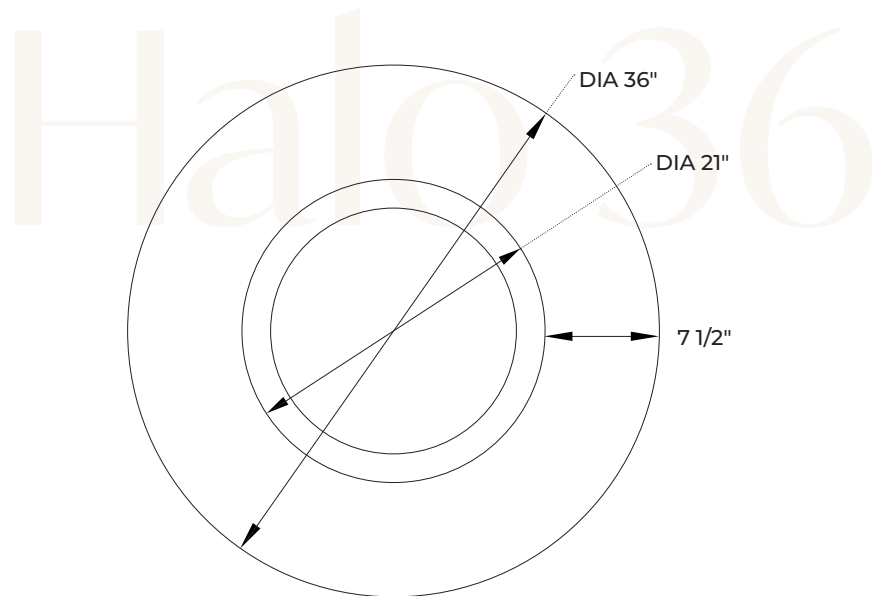


REMOTE

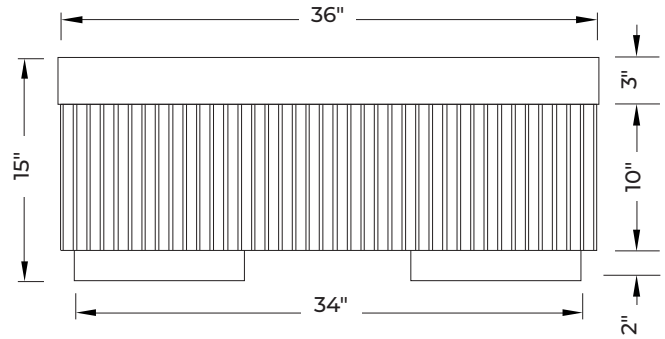


EMERGENCY STOP

To explore more toppings & accessories, visit www.dreamcastdesign.com



PLAN



SIDE VIEW - BASE

Min. and Max. Gas Inlet Pressures

The installer is responsible for using the correct fuel lines and/or regulation to provide gas to the fire feature within the specified minimum and maximum gas inlet pressures.

Refer to installation manual for more details

