

9000 Series - Data Sheet

LES FOYERS **DON-BAR** FIREPLACES


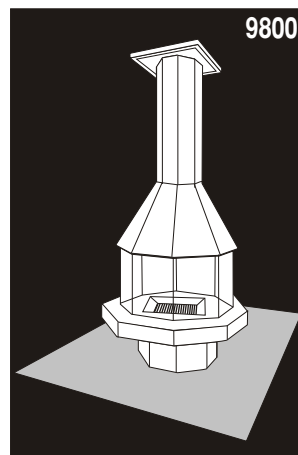


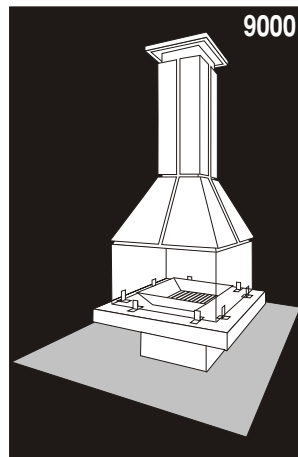
Visible from all angles our central fireplace can heat up to 1500 square feet without the need for electric fans thanks to its comfortable radiant heat that spreads naturally in all directions.

The outside air intake located under the base supplies the required oxygen and makes the flame animated.

In addition, the self-cleaning glass will increase the pleasure that you get each day from good fire.

The all steel fabrication combined with the sober lines mean a fireplace that will stand the time and modes

In sum, a true investment-grade purchase that has been proven for over 35 years.



FREE-STANDING FIREPLACES

Les foyers DON-BAR Fireplaces, inc.

Shop and Showroom: 741, St-Vallier Ouest, Quebec (Quebec) G1N 1E2

Phone: (418) 686-9114 - Fax: (418) 686-9117

Website: www.don-bar.com - Email: don-bar@don-bar.com

FREE-STANDING FIREPLACES

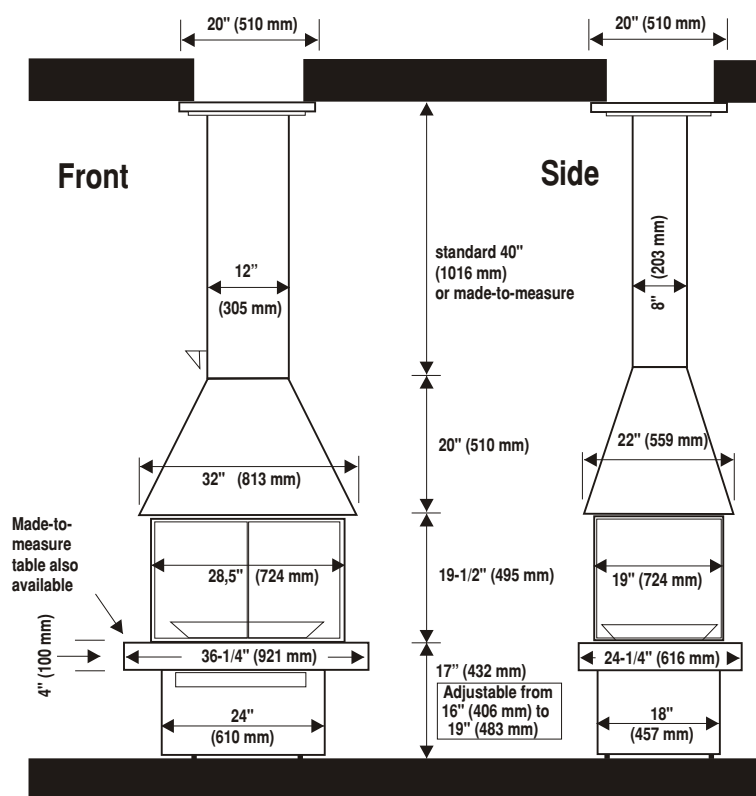
FEATURES

- The universal ceiling support allows to choose or change the fireplace model after the installation of the chimney.
- Factory-built chimney outlet of 10" I.D. (8" I.D. permitted if the chimney height is more than 18 ft above the ceiling support)
- Ash tray (except 9120)
- Outside air intake - 6" I.D. (150 mm)
- Full view glass doors
- Adjustable base
- Airtight smoke damper
- Heat up to 1500 square feet

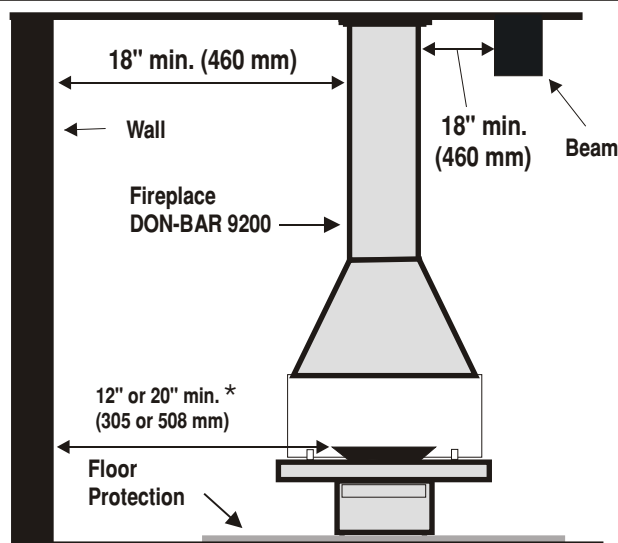
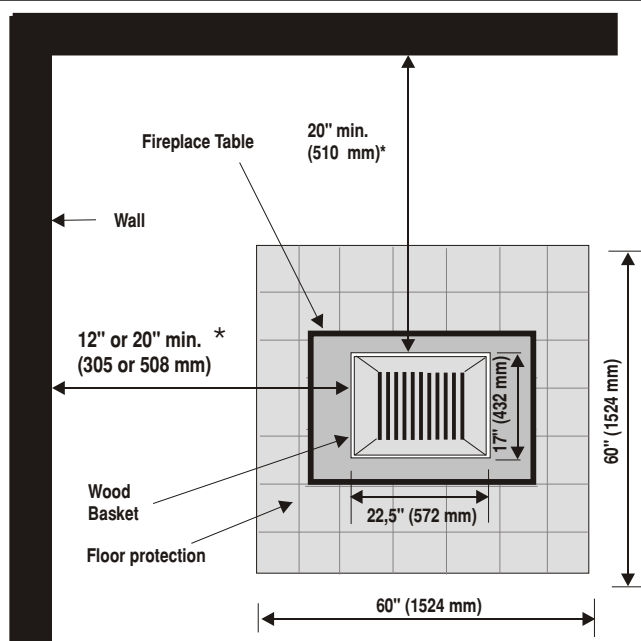
OPTIONS

- Standard fireplace height: 8'-0" (2438 mm). However, we can fabricate custom fireplaces to fit any ceiling height or angle.
- BBQ grill.
- Facings (9000, 9200 et 9800) and decorative strips available in many colors.
- Hinged glass doors (9000 and 9120)
- Heat shields for walls
- Custom finishes available

9200



MINIMUM CLEARANCES TO COMBUSTIBLE MATERIALS - 9200



(*) If the installed prefabricated chimney has an interior diameter of 10", the 20" wall clearance may be reduced to 12".

The fireplace must be used with glass firecreens in place

9000

20" (510 mm)

12" (305 mm)

standard 39" (991 mm) or made-to-measure

20" (510 mm)

32" (813 mm)

22" (560 mm)

4" (100 mm)

40-1/4" (1022 mm)

Made-to-measure table also available

19-1/2" (495 mm)

17" (432 mm)

Adjustable from 15" (380 mm) to 19" (483 mm)

20" (510 mm)

* Table of 32-1/4" x 32-1/4" (819 x 819 mm) available with glass door only (9000PV)

Fireplace Table

20" min. (510 mm)*

Wall

12" or 20" min. * (305 or 508 mm)

Wood Basket

Floor Protection

60" (1524 mm)

22" (560 mm)

22" (560 mm)

60" (1524 mm)

18" min. (460 mm)

Wall

Fireplace DON-BAR 9000 and 9120

18" min. (460 mm)

Beam

12" or 20" min. * (305 or 508 mm)

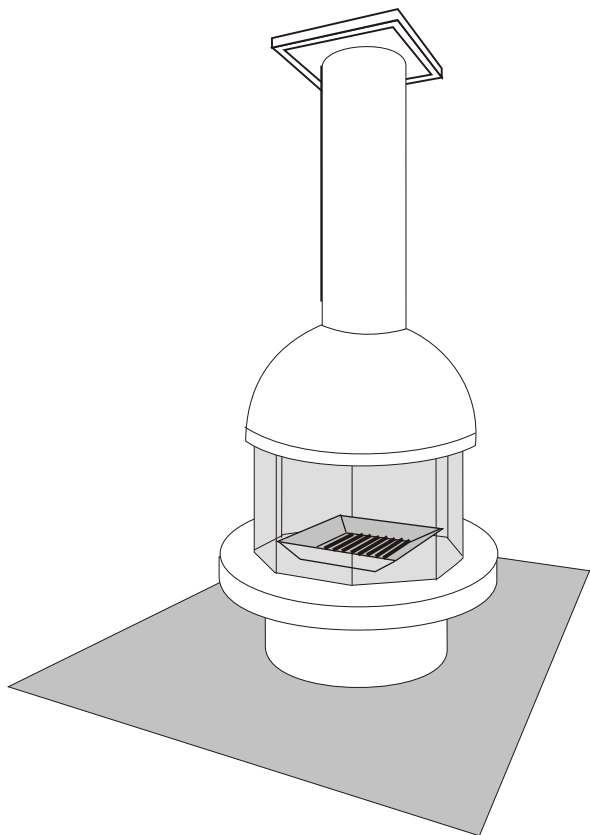
Floor Protection

(*) If the installed prefabricated chimney has an interior diameter of 10", the 20" wall clearance may be reduced to 12".

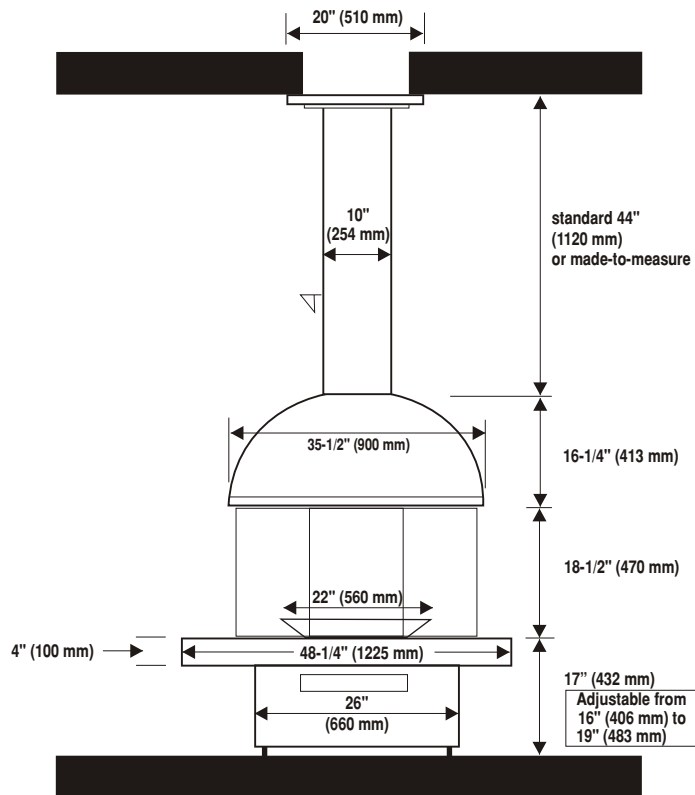
The fireplace must be used with glass firecreens in place

Don-Bar, 741 St-Vallier West, Quebec, QC G1N 1E2 - Tel: (418) 686-9114 Fax: (418) 686-9117 Web: www.don-bar.com Email: don-bar@don-bar.com

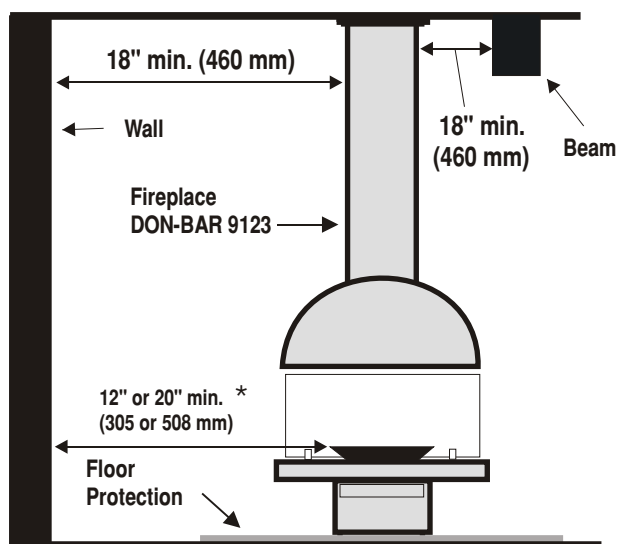
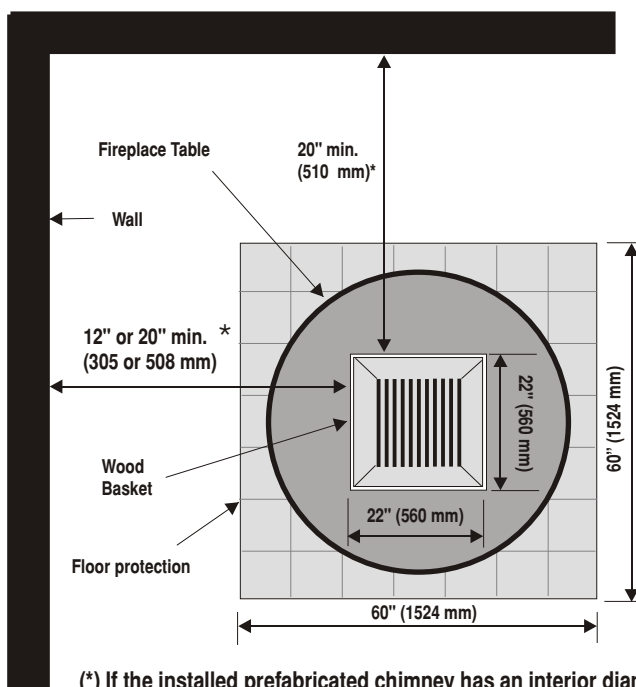
9123



9123



MINIMUM CLEARANCES TO COMBUSTIBLE MATERIALS - 9123

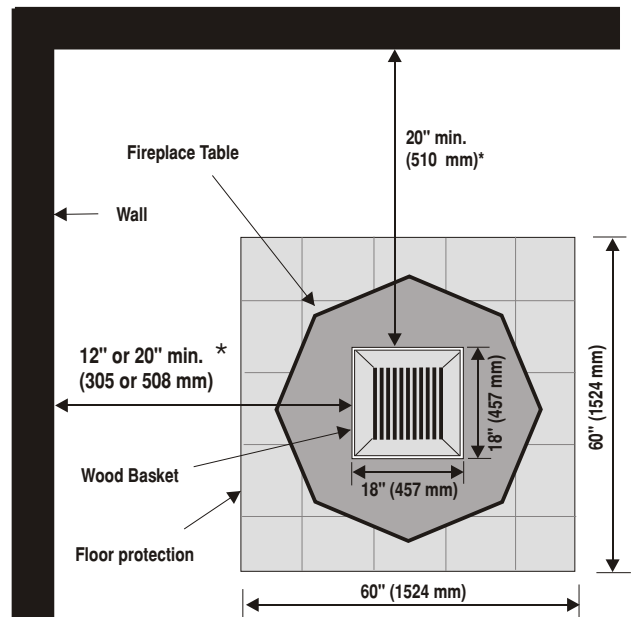
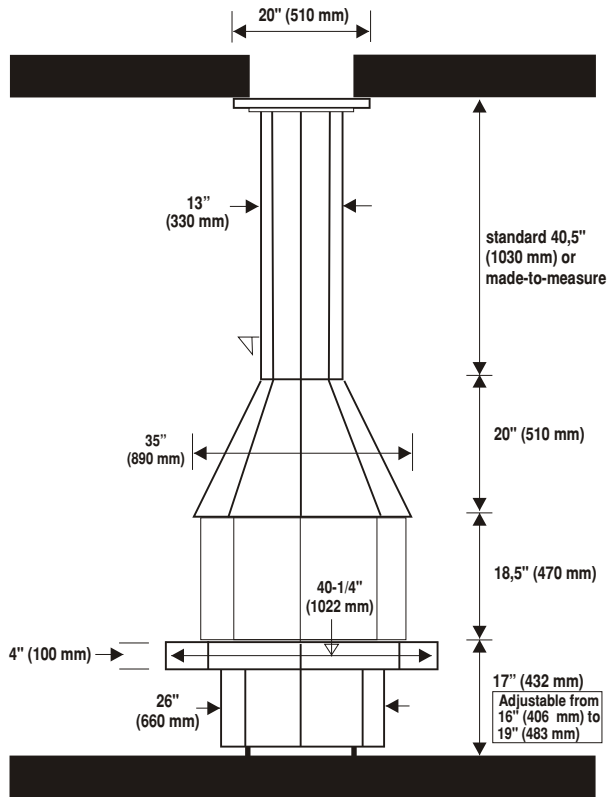


(*) If the installed prefabricated chimney has an interior diameter of 10", the 20" wall clearance may be reduced to 12".

The fireplace must be used with glass firecreens in place

9800

MINIMUM CLEARANCES TO COMBUSTIBLE MATERIALS - 9800

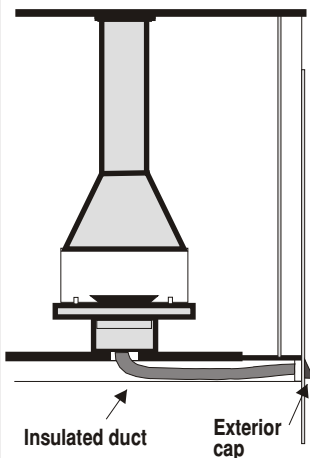


(*) If the installed prefabricated chimney has an interior diameter of 10", the 20" wall clearance may be reduced to 12".

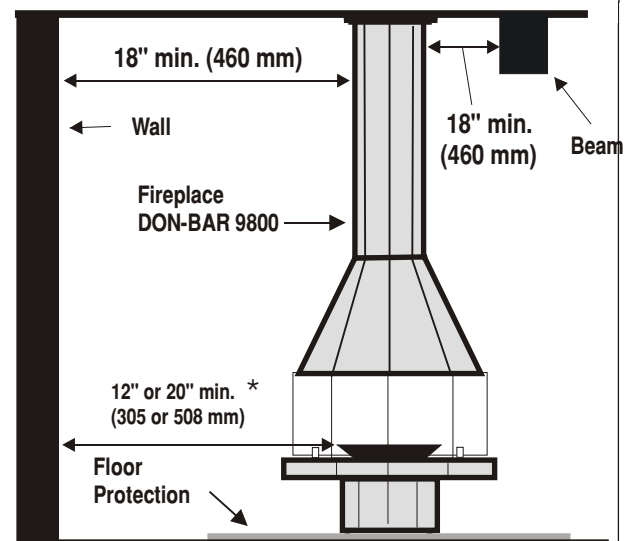
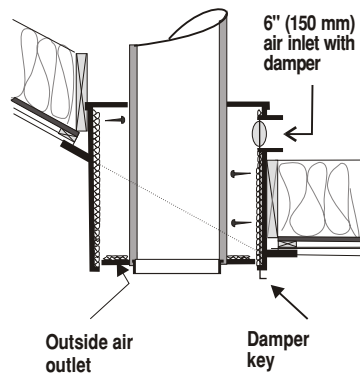
The fireplace must be used with glass firecreens in place

9000 Series Outside air intake (two choices)

Under the base



From a special custom made cathedral ceiling support



(*) If the installed prefabricated chimney has an interior diameter of 10", the 20" wall clearance may be reduced to 12".

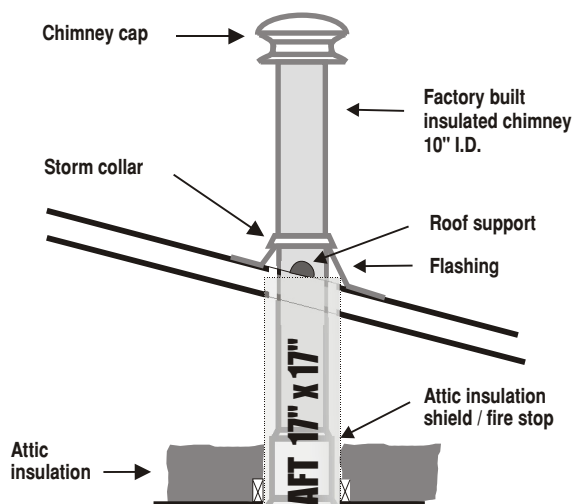
The fireplace must be used with glass firecreens in place

LES FOYERS DON-BAR FIREPLACES

PREPARATION - 9000 SERIES (all models)

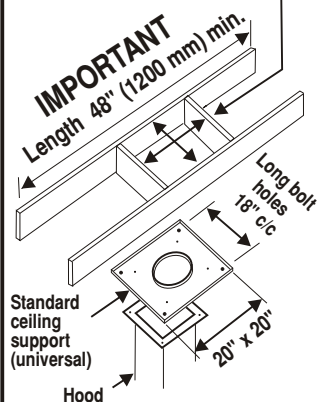
Standard ceiling support

VERY IMPORTANT : A continuous vertical shaft of 17" x 17" (430 mm x 430 mm) minimum must be planned for the installation of the chimney and its ceiling support. This technical shaft must be free of joists, beams, trusses, pipes, electrical wires, etc. before the installation of the chimney. See the the Installation Manual for permitted maximum chimney offsets.



Wood frame for the regular ceiling support

Framing free space: 17" x 17"



IMPORTANT: The frame must be made of solid wood, 1-1/2" (38 mm) minimum thickness. (2x6, 2x8 or 2x10 x 1.5in.)

Radiation dust shield

Don-Bar ceiling support (universal)

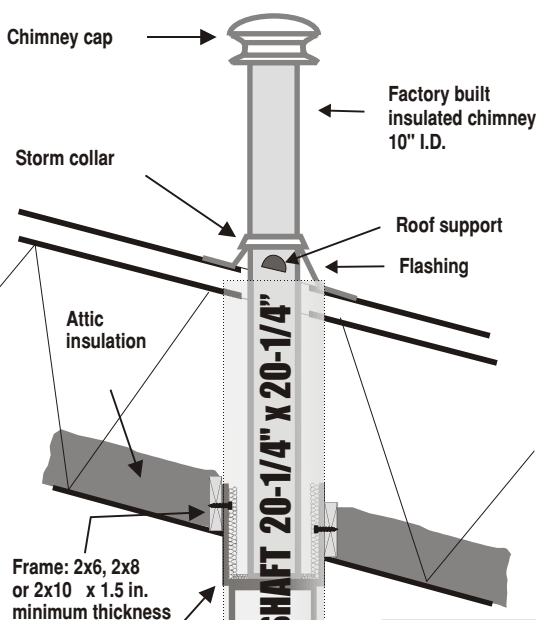
DON-BAR 9000 Series Fireplace (all models)

Glass firescreen with air wash system

Floor protection

Cathedral ceiling support

VERY IMPORTANT : A continuous vertical shaft of 20-1/4" x 20-1/4" (515 mm x 515 mm) minimum must be planned for the installation of the chimney and its ceiling support. This technical shaft must be free of joists, beams, trusses, pipes, electrical wires, etc. before the installation of the chimney. See the the Installation Manual for permitted maximum chimney offsets.



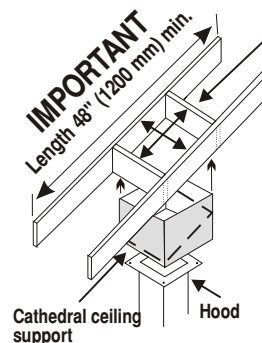
Don-Bar cathedral ceiling support

DON-BAR 9000 Series Fireplace (all models)

Floor protection

Wood frame for the cathedral ceiling support

Framing free space: 20-1/4" x 20-1/4"



IMPORTANT: The frame must be made of solid wood, 1-1/2" (38 mm) minimum thickness. (2x6, 2x8 or 2x10 x 1.5in.)

Glass firescreen with air wash system

NOTE: All ceiling supports (standard and cathedral) are universal for all models of the 9000 Series. This means that the fireplace model can be chosen after the installation of the chimney.

Don-Bar, 741 St-Vallier West, Quebec, QC G1N 1E2 - Tel: (418) 686-9114 Fax: (418) 686-9117 Web: www.don-bar.com Email: don-bar@don-bar.com

THE 9000 SERIES FIREPLACES MEET THE REQUIREMENTS OF:

Wood: ULC S627 in Canada, UL 1482 in the USA

Gas: CSA 2.22 in Canada, ANSI Z21.50 in the USA

EPA: Certified EPA Exempt



- ☐ Customer copy
to fill and remit to Don-Bar
- ☐ Contractor copy

Preparation to be made by the contractor before the installation to avoid problems and delays

IMPORTANT

Please give these instructions to your contractor and return us the required information as soon as possible. **Without this information the production of your fireplace may be delayed.**

The installation of the chimney should be done after the installation of the roof, but before installing the drywall. **Please advise us of the following dates:**

- **Installation of the roof:**
- **Drywall installation :**
- **Delivery of the home :**

The location of the chimney as well as the vertical shaft for the passage of the chimney must be **free of any material or object** and the required clearances and nailing must be provided.

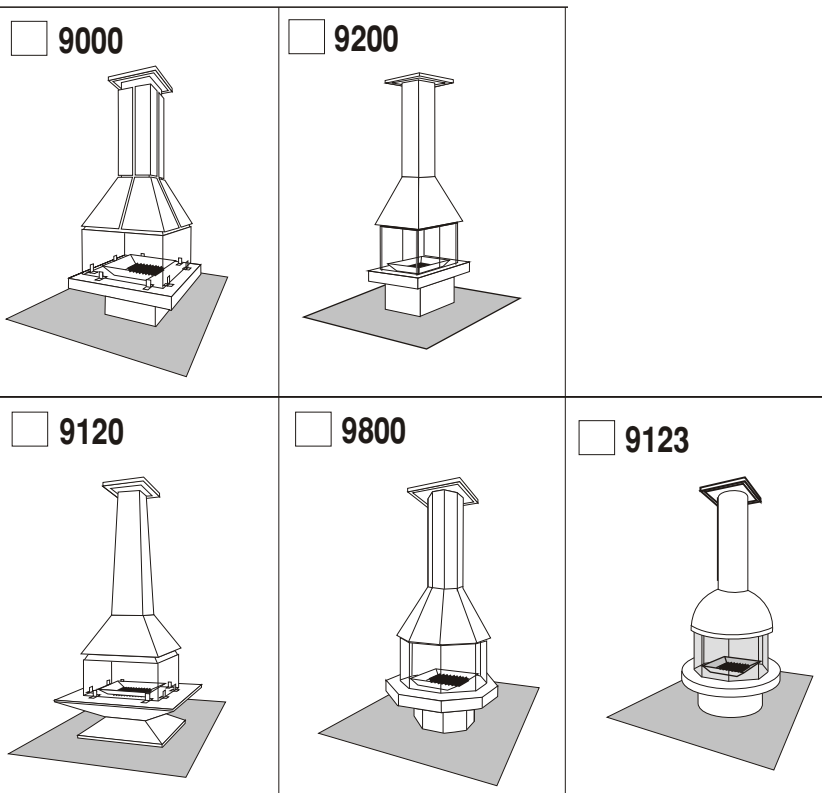
All the preparatory work necessary for the installation of the chimney and the fireplace, such roof framing, special base for elevating the fireplace (if applicable), and other required preparatory work, must be made before the scheduled installation date and this, **by your contractor**.

Please notify us of any change (delay or advancement) in regard the installation dates indicated.

For the fabrication of your fireplace, we need the **precise height between the finished floor and the finished ceiling**. Please notify us as soon as it is known. Do not forget to add the thickness of the ceramic or stone tiles on the floor under the fireplace (or, where appropriate, the height of any special base).



- **Height :**

Check the fireplace model to be installed



For dimensions, clearances and other technical data please see the Fireplace **Data Sheet**

For installation instructions please see the **Installation, operation and maintenance Manual**



Drawing (if necessary)

Both guides can be downloaded directly from the Don-Bar website:
www.don-bar.com