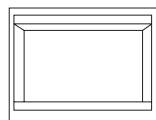
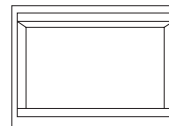


### ADVANTAGES

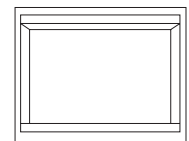
- Heating power adapted to the smallest spaces
- Precision assembly
- Automatic combustion air inlet calibration
- Produces little ash
- Easy to light
- Fits all masonry hearths
- Energy-efficient performance



● 66x50



● 76x55



● 76x60

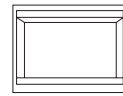
| Size                   | ● 66x50               | ● 76x55               | ● 76x60               |
|------------------------|-----------------------|-----------------------|-----------------------|
| Maximum length of logs | 16"                   | 20"                   | 20"                   |
| Efficiency (EPA)       | 68,4%                 | 67,6%                 | 68,3%                 |
| Particle emissions     | 1,93 g/h              | 1,86 g/h              | 1,89 g/h              |
| Maximum power*         | 49 000 BTU/h          | 58 000 BTU/h          | 64 000 BTU/h          |
| EPA power*             | 17 121 BTU/h          | 21 732 BTU/h          | 23 388 BTU/h          |
| Nominal heat output*   | 34 000 BTU/h          | 39 000 BTU/h          | 44 000 BTU/h          |
| Heating surface area   | 1 000 pi <sup>2</sup> | 1 300 pi <sup>2</sup> | 1 400 pi <sup>2</sup> |
| Firebox size           | 1.08 pi <sup>3</sup>  | 1.55 pi <sup>3</sup>  | 1.58 pi <sup>3</sup>  |
| Glass width            | 20 9/16"              | 24 1/2"               | 24 1/2"               |
| Glass height           | 12 1/16"              | 14 1/16"              | 16"                   |
| Outside air duct       | ø 4"                  | ø 4"                  | ø 4"                  |
| Weight                 | 165 lb                | 190 lb                | 200 lb                |

\*For additional information on powers, please see: <https://stuvamerica.com/en/inspirations/tips-and-techniques/power-btu/>  
 Dimensions for information only. See the installation manuals for details.

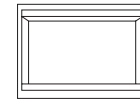
# FINISHING FRAMES

## REQUIRED ACCESSORY

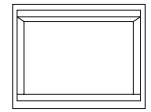
Choose from the following options:



**66X50**

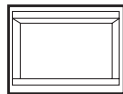


**76X55**




**76X60**

**THIN EDGE**



|        |                                    |                                    |                                    |
|--------|------------------------------------|------------------------------------|------------------------------------|
| Width  | 26"                                | 29 <sup>15</sup> / <sub>16</sub> " | 29 <sup>15</sup> / <sub>16</sub> " |
| Height | 19 <sup>11</sup> / <sub>16</sub> " | 21 <sup>11</sup> / <sub>16</sub> " | 23 <sup>5</sup> / <sub>8</sub> "   |

**PICTURE TYPE 2"**



|        |                                  |                                   |                                   |
|--------|----------------------------------|-----------------------------------|-----------------------------------|
| Width  | 29 <sup>3</sup> / <sub>8</sub> " | 33 <sup>5</sup> / <sub>16</sub> " | 33 <sup>5</sup> / <sub>16</sub> " |
| Height | 21 <sup>3</sup> / <sub>8</sub> " | 23 <sup>3</sup> / <sub>8</sub> "  | 25 <sup>5</sup> / <sub>16</sub> " |

**PICTURE TYPE 4"**



|        |                                   |                                   |                                   |
|--------|-----------------------------------|-----------------------------------|-----------------------------------|
| Width  | 33 <sup>5</sup> / <sub>16</sub> " | 37 <sup>1</sup> / <sub>4</sub> "  | 37 <sup>1</sup> / <sub>4</sub> "  |
| Height | 23 <sup>3</sup> / <sub>8</sub> "  | 25 <sup>5</sup> / <sub>16</sub> " | 27 <sup>5</sup> / <sub>16</sub> " |

**PICTURE TYPE 6"**



|        |                                   |                                   |                                   |
|--------|-----------------------------------|-----------------------------------|-----------------------------------|
| Width  | 37 <sup>1</sup> / <sub>4</sub> "  | 41 <sup>3</sup> / <sub>16</sub> " | 41 <sup>3</sup> / <sub>16</sub> " |
| Height | 25 <sup>5</sup> / <sub>16</sub> " | 27 <sup>5</sup> / <sub>16</sub> " | 29 <sup>1</sup> / <sub>4</sub> "  |

Dimensions for information only. See the installation manuals for details.

## AVAILABLE COLOR



Matte black – STOVE BRIGHT 6304