



Order No. 500002608
Model No. 500002608 (Ignite Evolve 74 inch)

Notes:

Section 10309 - Manufactured Electric Fireplaces

PART 1 GENERAL

1.1 SECTION INCLUDES

- A. Manufactured electric fireplaces.
- B. Accessories

1.2 RELATED SECTIONS

- A. Section 06100 - Rough Carpentry: Wood framed rough opening and enclosure.

1.3 REFERENCES

- A. UL - 2021
- B. CSA - C22.2 No. 46

1.4 SUBMITTALS

- A. Submit under provisions of Section 01300.
- B. Product Data: Manufacturer's data sheets on each product to be used, including:
 - 1. Preparation instructions and recommendations.
 - 2. Storage and handling requirements and recommendations.
 - 3. Installation methods.
- C. Manufacturer's Certificates: Certify products meet or exceed specified requirements.
- D. Manufacturer's warranty.

1.5 DELIVERY, STORAGE, AND HANDLING

- A. Store products in manufacturer's unopened packaging until ready for installation.
- B. Protect materials from exposure to moisture. Do not deliver until after wet work is complete and dry.

1.6 WARRANTY

- A. Provide the manufacturer's 5-year limited warranty on electrical components.

PART 2 PRODUCTS

2.1 ACCEPTABLE MANUFACTURERS

- A. Pre-fabricated Electric Fireplace:
 - 1. Base: Dimplex Electric Fireplace
Glen Dimplex Americas
1367 Industrial Road
Cambridge ON N3H 4W3
1-888-346-7539
www.dimplex.com
 - 2. Substitutions not permitted
 - 3. Requests for substitutions will be considered in accordance with provisions of Section 01600.



Order No. 500002608
Model No. 500002608 (Ignite Evolve 74 inch)

Notes:

Section 10309 - Manufactured Electric Fireplaces

2.2 ELECTRIC FIREPLACES

A. General:

1. Provide all components and accessories required for a complete, functional unit.
2. cULus listed, file E71416

B. Pre-fabricated Electric Fireplace:

1. Base Product:

- a) Dimplex Ignite Evolve Linear Electric Fireplace
- b) Material Number: 500002608
- c) Regulatory model number: 691410XXXX

2. Description: Realistic 74" linear electric fireplace

3. Dimensions (with included trim):

- a) Width: 75-1/2" / 191.6 cm
- b) Height: 16-1/2" / 41.9 cm
- c) Depth: 5-3/4" / 14.6 cm

4. Framing Dimensions:

- a) Width: 74-5/8" / 189.7 cm
- b) Height: 16" / 40.6 cm
- c) Depth: 3-1/2" / 9.0 cm (5-1/2" / 14.0 cm)

5. Electrical:

- a) Volts: 120 V, 240 V
- b) Watts: 1500 W, 2500 W
- c) BTUs: 5000 / 8530
- d) Amps: 12.5 / 10.4

6. Venting: Non-venting

7. Operation: Flame only, flame and heat

8. Heating: Louver-less, fan-forced circulation

9. Liner: Steel

10. Standard features:

- a) A new multi-layered color effect that creates a sense of depth. Color settings can be controlled independently or combined in one of seven presets.
- b) Ambient Light Sensor automatically adjusts firebox light to suit the room or can be customized with a range of preset colors.
- c) The multi-media bed includes acrylic crystals, tumbled glass, and driftwood logs.
- d) LED flame technology
- e) Hard wire capabilities - 120V, 240V



Order No.	500002608
Model No.	500002608 (Ignite Evolve 74 inch)
Notes:	

Section 10309 - Manufactured Electric Fireplaces

- f) Built-in touch controls
 - g) Built-in Timer - Set for up to 8 hours
 - h) Seamless installation and edge to edge glass
 - i) Equipped with integrated smart technology that provides maintenance and operation feedback
11. Control options:
- a) Flame Connect mobile app
 - b) Multi-function remote control
 - c) Built-in hidden controls (Standby, heat on/off, thermostat, brightness, flame theme)
12. Optional Accessories:
- a) Trim Kit - X-XLFTRIM74

PART 3 EXECUTION

3.1 INSPECTION

- A. Do not begin installation until substrates have been properly prepared.
- B. If substrate preparation is the responsibility of another installer, notify Architect of unsatisfactory preparation before proceeding.
- C. Verify proper power supply and fuel source are available.

3.2 PREPARATION

- A. Clean surfaces thoroughly prior to installation.
- B. Prepare surfaces using the methods recommended by the manufacturer for achieving the best result for the substrate under the project conditions.

3.3 INSTALLATION

- A. Install in accordance with manufacturer's instructions and requirements of authorities having jurisdiction.
- B. Use manufacturer's guidelines for minimum clearances to combustibles, walls, and finishes.
- C. Anchor all components firmly in position for long life under hard use.
- D. Upon completion of installation, visually inspect all exposed surfaces. Touch up scratches and abrasions with touch up paint recommended by the manufacturer; make imperfections invisible to the unaided eye from a distance of 5 feet (1.5 m).
- E. To use the mobile app, install where a WiFi connection is available.

3.4 PROTECTION

- A. Protect installed products until completion of project.
- B. Touch-up, repair or replace damaged products before Substantial Completion.

END OF SECTION

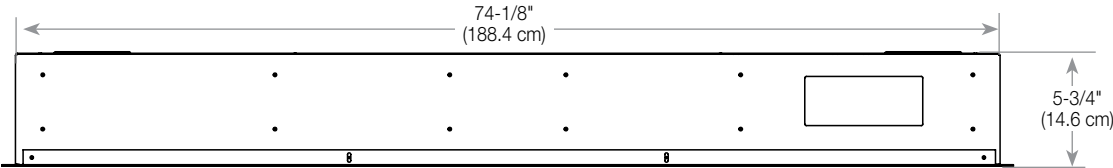


Order No. 500002608
Model No. 500002608 (Ignite Evolve 74 inch)

Notes:

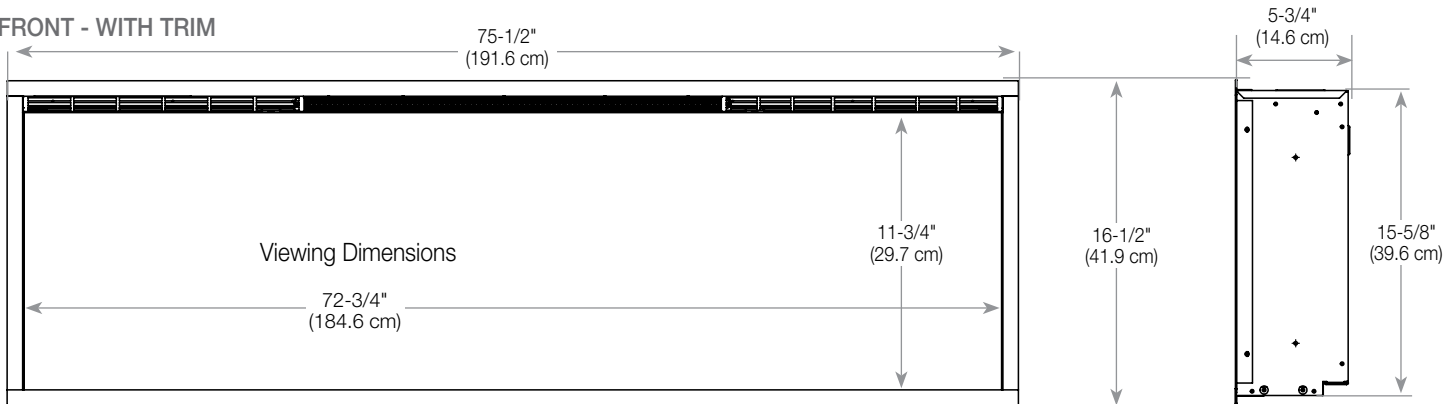
Product Dimensions:

FRONT - NO TRIM



Installs without trim to stone, brick and other solid finish materials; includes trim for drywall and tile surfaces.

FRONT - WITH TRIM



Framing / Installation:

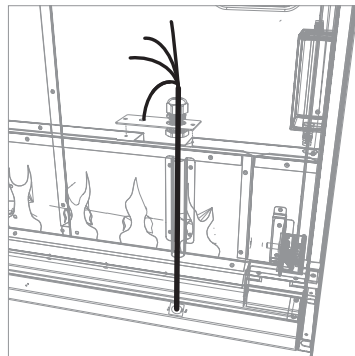
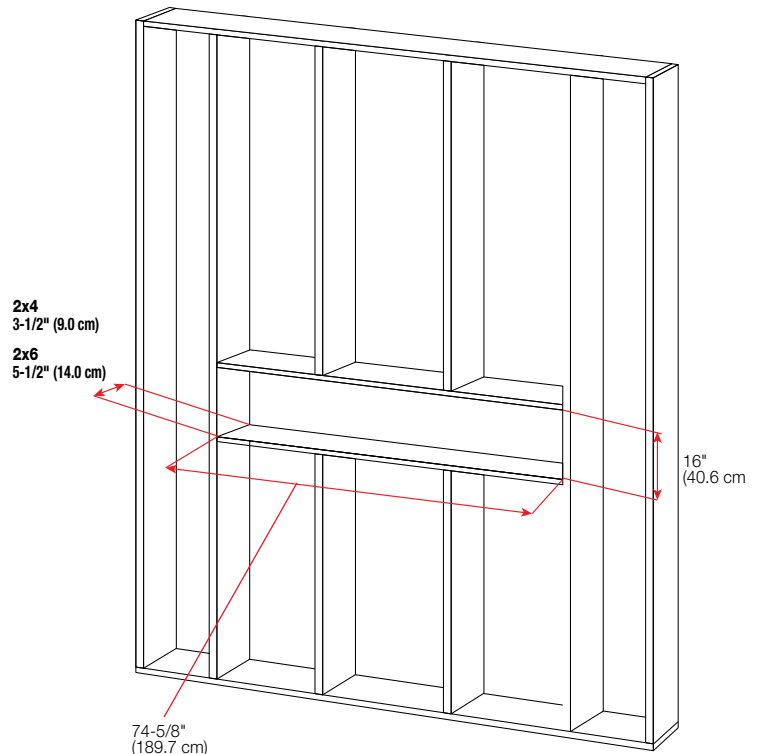
NOTE: Two people are required for installation.

Prepare a wall with a framed opening, following the dimensions shown in Figure 3. The fireplace can either be installed partially-recessed (2"x4" frame) or flush-mounted (2"x6" frame).

CAUTION: Decorative finishing material (such as brick) should be limited to 1/2" (13 mm) overhang to ensure adequate flow of heated air out of the firebox area.

CAUTION: This fireplace is NOT load-bearing. Ensure the opening for the fireplace is framed in such a way that the weight of the building materials will not create pressure on the top of the fireplace.

NOTE: For 2"x4" construction where the unit will be partially recessed, it is recommended to use XLFRIM kit (sold separately) to accommodate the protruding portion of the fireplace.



NOTE: Wiring entry is located on the right side at the bottom of the firebox. Plan the framing to allow routing of the power cable to this location.