

GALAXY GSS74 OUTDOOR GAS FIREPLACE

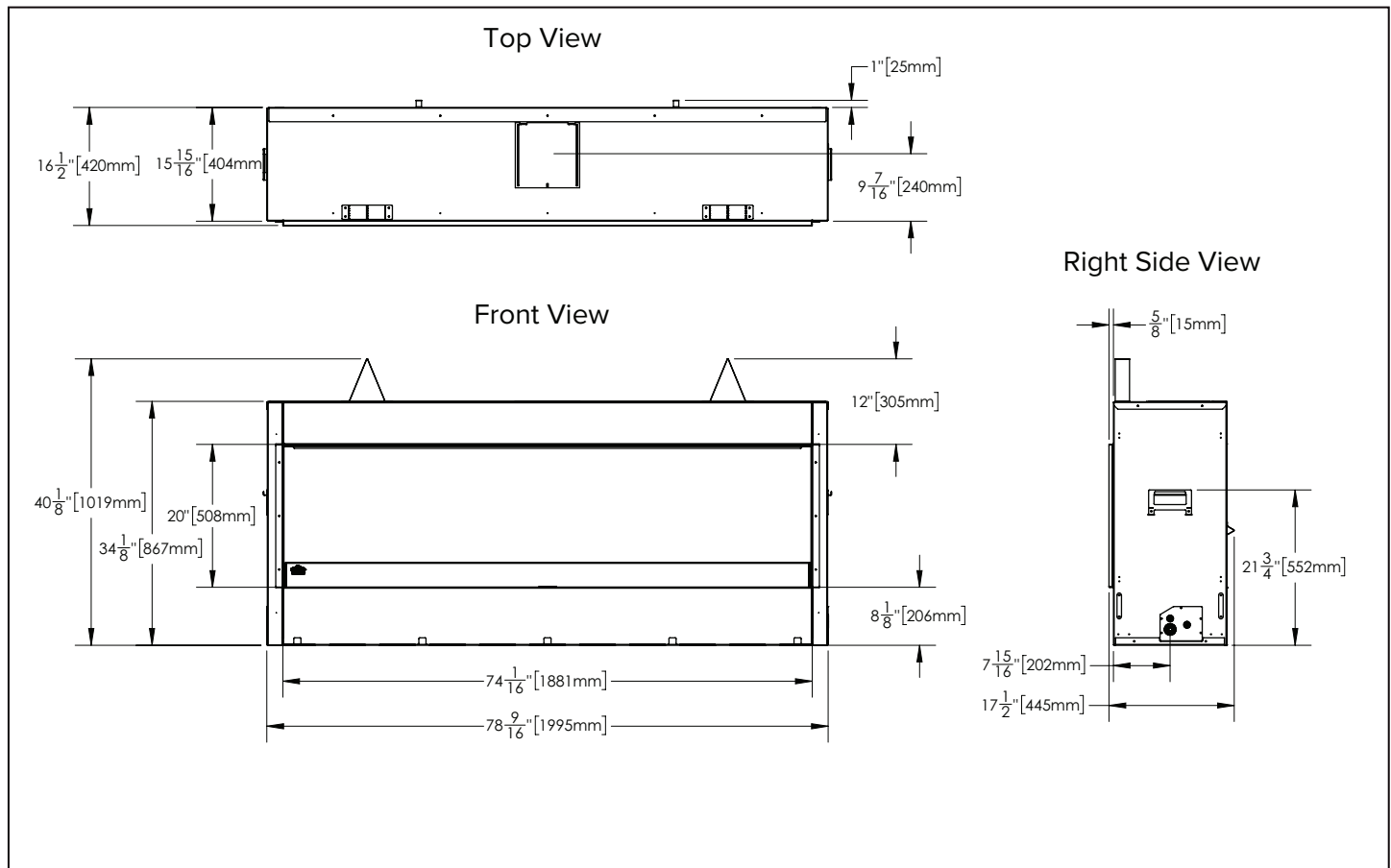


An optional see-through conversion kit, GSS74STC is available for this model.

Specifications: Single-sided

Model	BTU	Width		Height		Depth		Viewing Area
		Actual	Framing	Actual	Framing	Actual	Framing	
GSS74	70,000	78 9/16"	79"	40 1/8"	40 1/2"	15 15/16"	17"	74 1/16" X 20"

Dimensions: Single-sided



Product information provided is not complete and is subject to change without notice. Please consult the installation manual for the most up to date installation information.

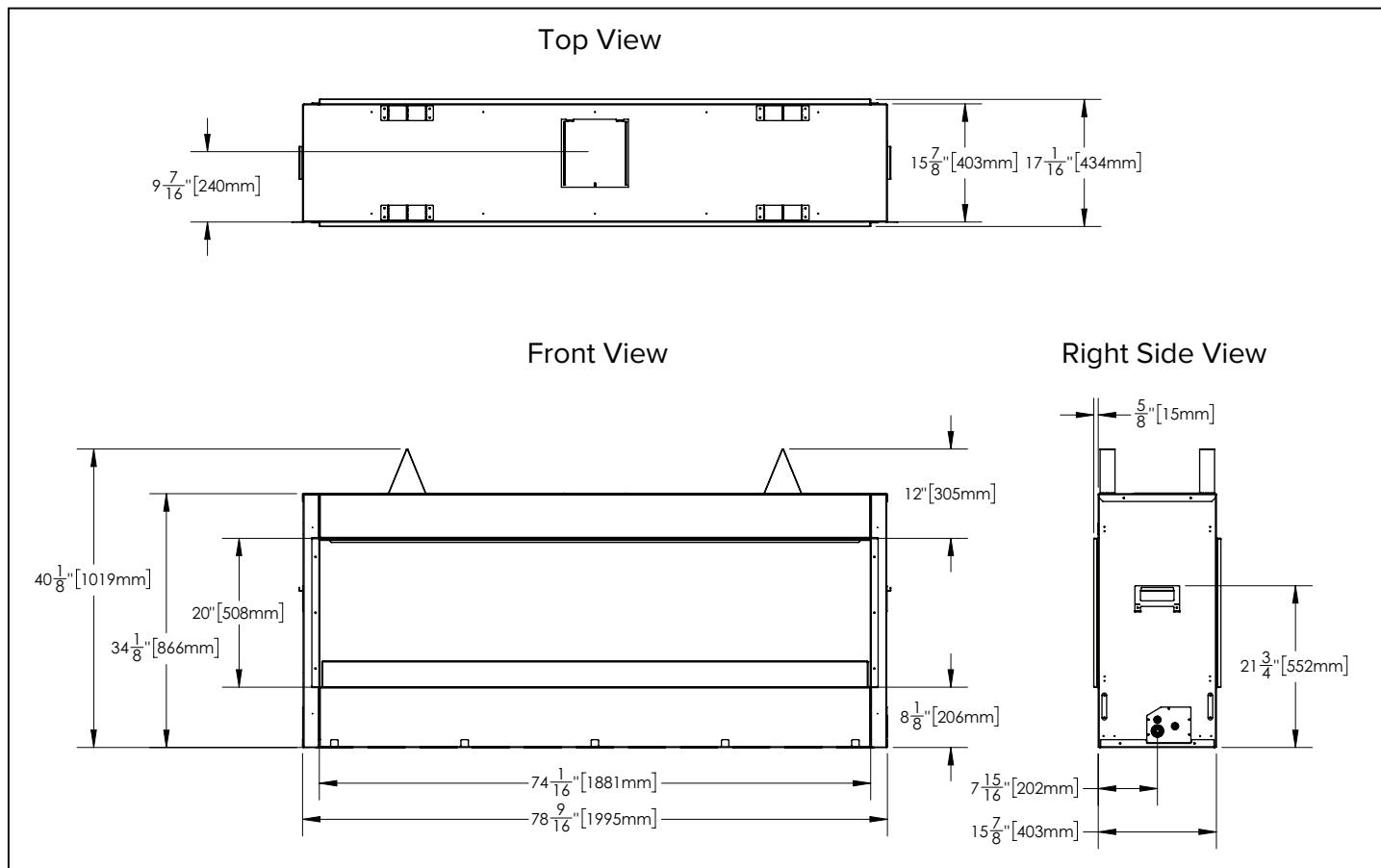
GALAXY GSS74 OUTDOOR GAS FIREPLACE



Specifications: See-through

Model	BTU	Width		Height		Depth		Viewing Area
		Actual	Framing	Actual	Framing	Actual	Framing	
GSS74	70,000	78 9/16"	79"	40 1/8"	40 1/2"	15 15/16"	15 15/16"	74 1/16" X 20"

Dimensions: See-through



Appliance Location

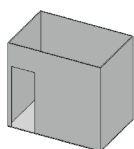


Fig. 1

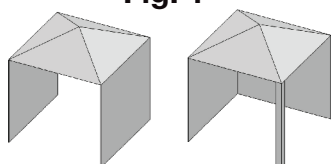


Fig. 2

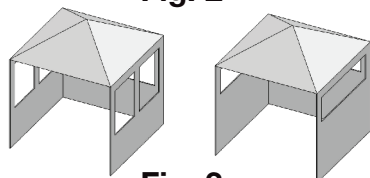


Fig. 3

Ensure at least 30% of the outdoor living space periphery is open and unobstructed.

Any enclosure (shelter) in which the appliance is used must comply with one of the following:

With walls on all sides, but at least one permanent opening at ground level and no overhead cover (**FIG. 1**).

Within a partial enclosure which includes an overhead cover and no more than two sidewalls. These sidewalls may be parallel, as in a breezeway, or at right angles to each other (**Fig. 2**).

Within a partial enclosure which includes an overhead cover and three sidewalls, as long as 30 percent or more of the horizontal periphery of the enclosure is permanently open (**Fig.3**).

W415-10005569 / --0 / 11.26.24

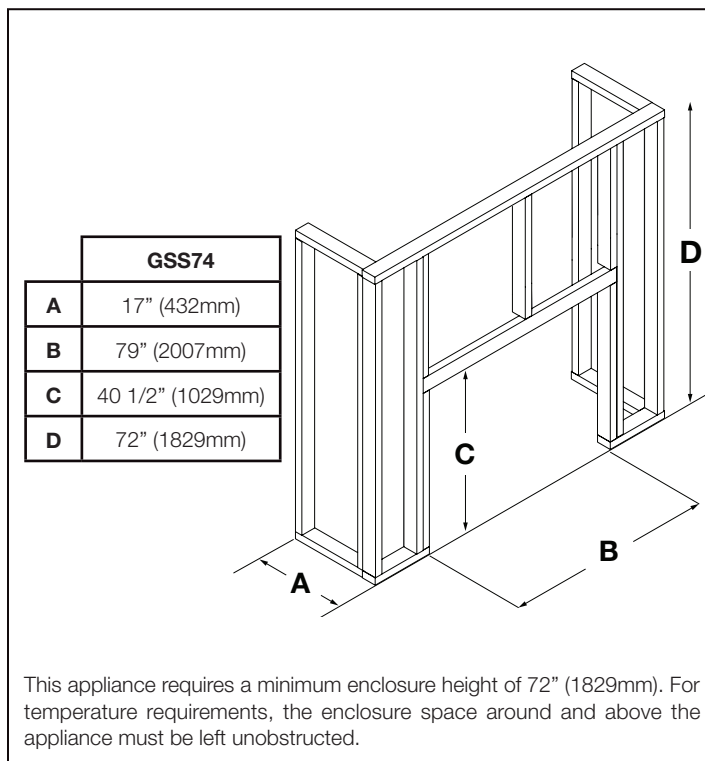
GALAXY GSS74 OUTDOOR GAS FIREPLACE



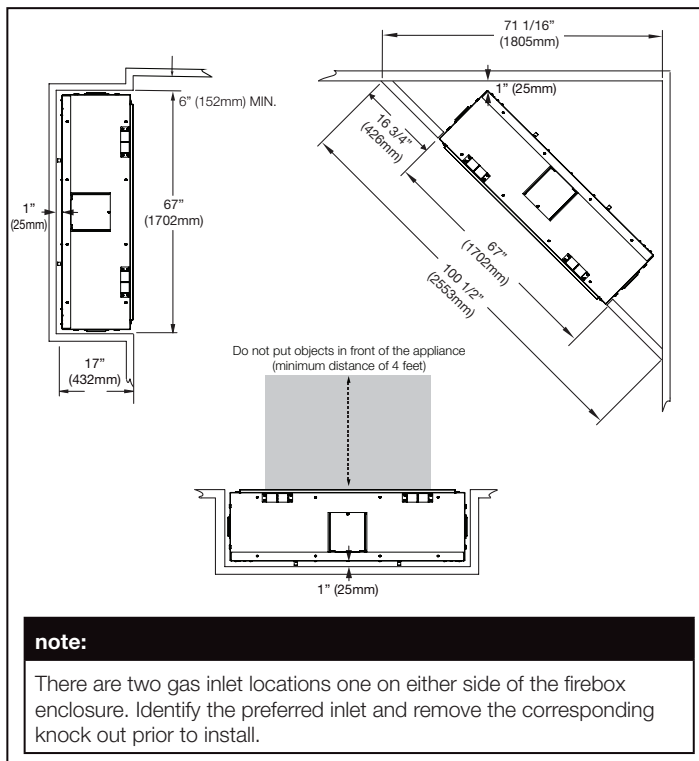
Product information provided is not complete and is subject to change without notice. Please consult the installation manual for the most up to date installation information.

Framing

Minimum Enclosure Clearances



Minimum Clearance to Combustible Enclosures



Combustible Mantel Clearances

