

NAPOLEON

OUTDOOR GAS FIREPLACES AND PATIOFLAME® PRODUCTS



OUTDOOR GAS FIREPLACES AND PATIOFLAME® PRODUCTS
napoleon.com



Designed to take the stress out of everyday life.

Galaxy™ - GSS48E, GSS48STE	4 - 5
Riverside™ 42 - GSS42CF	6 - 7
Riverside™ 36 - GSS36CFNE	8 - 9
Linear Patioflame® - GPFL48MHP	10 - 11
Kensington Series Patioflame® Tables	12 - 13
St. Tropez Series Patioflame® Tables	14 - 15
Hamptons Series Patioflame® Tables	16 - 17
Uptown Series Patioflame® Tables	18 - 19
Nexus Patioflame® Tables	20 - 21
Built-in Burner Kits	22 - 23



The St. Tropez Square Patioflame® Table



FIND YOUR HAPPY (fire)PLACE.

Throughout the ages, people have gathered around fires to share in life's greatest joys. There's just something about the glow of flickering flames that makes special moments feel even warmer.

Napoleon outdoor fireplaces and Patioflames® are uniquely designed to brighten the vibe of your home. Napoleon has an incredible range of designer options to fit any vision. A fire not only raises the warmth and ambiance, it can raise the value of your home. A fireplace offers some of the highest returns of any remodeling project, and that should make you feel good all over.



Napoleon's Hot Spots Research Study delivers insights on key areas of the home. In particular, how to help you add relaxation, social interaction and functionality to rooms to enhance your memorable moments.

Throughout this brochure we will share some of our insights with you.

For more inspiration visit www.napoleon.com/fireplaces



We are proud to be recognized as one of Canada's Best Managed Companies and are dedicated to providing quality, home comfort products for over 40 years and counting.

Galaxy™

Out of this World

Napoleon's Galaxy™ outdoor linear gas fireplace is constructed of weather resistant brushed stainless steel for maximum outdoor durability and is available in single sided (GSS48E) and See Through (GSS48STE) models. The Galaxy™ features an "Easy Start" Electronic Ignition with remote control and optional wall switch, a glass wind deflector (two included with See Through unit) to ensure operation in windy conditions, as well as a safety valve that turns the gas supply off if the flame goes out. This outdoor linear gas fireplace is the perfect addition to any backyard oasis.

Galaxy™ - GSS48E

55,000 BTU's

16 ½" h x 47 ½" w x 17 ¾" d

Natural gas

*Propane conversion kit available

Galaxy™ See Through - GSS48STE

55,000 BTU's

16 ½" h x 47 ½" w x 21 ½" d

Natural gas

*Propane conversion kit available

Options & Accessories



Fireplace Cover
Brushed Stainless Steel
(optional)



Driftwood Media Kit (optional)
(Kit includes log set and six river rocks)



Four-Sided Trim Kit
Brushed Stainless Steel Finish
(optional)



LED Light Strip & Glass Wind Deflector(s)
LED lights transition through an array of colors based on an RGB color spectrum accenting the glass wind deflector (two with two-sided unit) (included)



The Galaxy™ shown in a custom built-in stainless steel application



Outdoor Fireplaces represent one of the strongest desires among respondents for their next home.





The Galaxy™ See Through shown with optional four-sided trim kit and accent light set on blue



Optional Glass Media Kits
Blue, Amber, Black, Red, Clear and Topaz (included)



Optional Mineral Rock Media Kit
Multi-Colored or Gray Finishes

Model	Dimensions			Glass Type	Ember Bed	Controls	Ignition	Warranty
	Height	Front Width	Depth					
GSS48E	16 1/2"	47 1/2"	17 5/16"	Tempered	CRYSTALINE™	On/Off, High/Low & Accent Lights	Electronic	3 Year Limited
GSS48STE	16 1/2"	47 1/2"	21 1/8"	Tempered	CRYSTALINE™	On/Off, High/Low & Accent Lights	Electronic	3 Year Limited

Consult your owner's manual for complete and up-to-date measurements and installation instructions for proper clearances to combustible materials.

Riverside™ 42 Clean Face

Warm and Welcoming

Create a breathtaking focal point in your backyard with this outdoor gas fireplace. Napoleon's Riverside™ 42 Clean Face fireplace is weather resistant due to it's 100% stainless steel construction for maximum durability. Featuring Napoleon's exclusive PHAZER® log set and stainless steel clean face surround, you are bound to enjoy an unobstructed view of the beautiful flames. Let your imagination flow with endless possibilities - no venting or chimney requirements means installation is simple and easy.

Riverside™ 42 Clean Face - GSS42CF

Up to 65,000 BTU's

Flame/heat adjustment

35 5/8" h x 46 1/8" w x 23" d

Natural gas

*Propane conversion kit available



The Riverside™ 42 Clean Face shown with decorative sandstone brick panels

Options & Accessories



Seasonal Protective Cover
(Optional)



PHAZER® log set and embers
(Included)




Remote Control
F45 - On/Off
(Optional)



Screen Kit
(Optional)



Exposing home buyers to great outdoor designs increases desire for a fireplace by **577%** according to Napoleon's Hot Spots Research Study.





The Riverside™ 42 Clean Face



Optional Decorative Sandstone Brick

Model	Dimensions			Glass Type	Log Set	Controls	Ignition	Warranty
	Height	Front Width	Depth					
GSS42CF	35 3/4"	46 5/8"	21 1/8"	Tempered	PHAZER™	Flame/Heat	Push Button	3 Year Limited

Consult your owner's manual for complete and up-to-date measurements and installation instructions for proper clearances to combustible materials.

Riverside™ 36 Clean Face

Light My Fire

Napoleon's new Riverside™ 36 Clean Face is a beautiful and modern outdoor gas fireplace. Designed with 100% high quality stainless steel construction, the Riverside™ 36 Clean Face is tough enough to withstand the harshest outdoor environments. Unique to the outdoor fireplace category, this fireplace comes with an Electronic Ignition with built-in adjustable flame control and optional wall switch. Boasting not one, but two impressive premium log set designs - your choice of Birch or Oak, you are sure to fall in love with your new outdoor gas fireplace. Tell your kitchen to move aside, your backyard is about to become your new social gathering hot spot for family and friends.

Riverside™ 36 Clean Face- GSS36CFNE

Up to 40,000 BTU's

Flame/heat adjustment

35 3/16"h x 42"w x 20 3/16"d

Natural gas or propane



The Riverside™ 36 shown with Westminster Gray decorative brick panels.

Options & Accessories



Birch Log Set



Oak Log Set



Stainless Steel Seasonal Cover (optional)



Stainless Steel Safety Screen (optional)



Remote Control F45 - On/Off (optional)




Screen Kit (Optional)






The Riverside™ 36 shown with stainless steel safety screen and Old Town Red™ decorative brick panels.



Optional Westminster Gray
Decorative Brick Panels



Optional Old Town Red™
Decorative Brick Panels

Model	Dimensions			Glass Type	Log Set	Controls	Ignition	Warranty
	Height	Front Width	Depth					
GSS-36CFNE	39 5/16"	42"	20 3/16"	Tempered on Door Kit	PHAZER™	Flame/Heat	Electronic	3 Year Limited

Consult your owner's manual for complete and up-to-date measurements and installation instructions for proper clearances to combustible materials.

Linear Patioflame®

Ribbon of Fire

The Linear Patioflame® comes complete with a Hammertone pewter powder coated cabinet and exclusive Topaz CRYSTALINE™ ember bed. The convenient piano hinged door allows easy access to the control panel and features a safety valve that turns off the gas if the flame goes out. The burner, burner chassis and convenient cover plate, complete with handle, are made from durable weather resistant brushed stainless steel. A truly unique outdoor fire pit with a slim, sleek modern design, adding to the excitement of outdoor living.

Linear Patioflame® - GPFL48MHP

60,000 BTU's

11 7/8" h x 51 7/8" w x 17 7/8" d

Comes standard as Propane

(Includes Natural Gas orifice)

Options & Accessories



Brushed Stainless Steel Cover* and Hammertone Pewter Cabinet (included)



Glass Wind Deflector (optional)

* Cover is not for use with optional rock media kits.



The Linear Patioflame® shown with standard Topaz CRYSTALINE™ ember bed and optional windscreen





The Linear Patioflame® shown with standard Topaz CRYSTALINE™ ember bed



Optional Glass Media Kits
Blue, Amber, Black, Red, Clear, Topaz (included)



Optional River Rock
Media Kits

Model	Dimensions			Ember Bed	Controls	Ignition	Warranty
	Height	Front Width	Depth				
GPFL48MHP	11 7/8"	51 7/8"	17 7/8"	CRYSTALINE™	On/Off, High/Low	Electronic	3 Year Limited

Consult your owner's manual for complete and up-to-date measurements and installation instructions for proper clearances to combustible materials.

Kensington Patioflame® Table Series

Imperial Luxury

Gather around with your family and friends beside the warm radiant heat of Napoleon's Kensington outdoor gas Patioflame® table series. The Kensington Series is constructed of hand-crafted cast aluminum for lightweight mobility and corrosion resistance. The rustic bronze finish and ornate details provide a feeling of imperial luxury in your own backyard. Each model features a topaz glass ember bed for beautiful flame reflections and colored glass is available for further customization. A single panel door provides easy access to a propane tank and a natural gas conversion kit is included for your convenience. Comes complete with matching burner cover to transform your fire table into a functional table for all your entertaining needs.

Kensington Rectangle KENS1-BZ

60,000 BTU's
24"h x 55 1/4"w x 35 13/16"d
Comes standard as Propane
(Includes Natural Gas orifice)

Kensington Square KENS2-BZ

60,000 BTU's
24"h x 47 5/8"w x 47 5/8"d
Comes standard as Propane
(Includes Natural Gas orifice)

Kensington Round KENS3-BZ

40,000 BTU's
24"h x 47 5/8" dia.
Comes standard as Propane
(Includes Natural Gas orifice)

Options & Accessories



61851



61850



61855

UV Protected Fitted Covers



Windscreen Rectangle | GPFTR-WNDSCRN



Windscreen Square | GPFTS-WNDSCRN



Windscreen Round | GPFCE-WNDSCRN



Rectangle



Square



Round





The Kensington Square Patioflame® Table



Optional Glass Media Kits
Blue, Amber, Black, Red, Clear and Topaz
(included)

Name	Model	Overall Dimensions			Ember Bed	Controls	Ignition	Warranty
		Height	Width	Depth				
Kensington Rectangle	KENS1-BZ	24"	55 ¼"	35 13/16"	Topaz glass	On/Off, High/Low	Electronic	3 Year Limited
Kensington Square	KENS2-BZ	24"	47 5/8"	47 5/8"	Topaz glass	On/Off, High/Low	Electronic	3 Year Limited
Kensington Round	KENS3-BZ	24"	47 5/8" diameter		Topaz glass	On/Off, High/Low	Electronic	3 Year Limited

Consult your owner's manual for complete and up-to-date measurements and installation instructions for proper clearances to combustible materials.

St. Tropez Patioflame® Table Series

Reminisce about the Riviera

Napoleon's St. Tropez outdoor gas Patioflame® table series features a classic, linear design that will match any outdoor décor and take the chill off cool evenings. The St. Tropez Series is constructed of rust-free aluminum for lightweight mobility and corrosion resistance. A stylish topaz glass ember bed reflects the light of the flames warming you and providing a cozy atmosphere. The single panel access door opens to the propane tank for easy tank replacement. Comes with a matching burner cover to provide a larger serving area for entertaining, when not burning.

St. Tropez Rectangle STTR1-BZ

60,000 BTU's
24"h x 36 1/4"w x 56 1/16"d
Comes standard as Propane
(Includes Natural Gas orifice)

St. Tropez Square STTR2-BZ

60,000 BTU's
24"h x 49 1/4"w x 49 1/4"d
Comes standard as Propane
(Includes Natural Gas orifice)

Options & Accessories




61851




61850

UV Protected Fitted Covers



Wind Screen Rectangle | GPFTR-WNDSCRN



Wind Screen Square | GPFTS-WNDSCRN



Rectangle



Square





The St. Tropez Square Patioflame® Table



Optional Glass Media Kits
Blue, Amber, Black, Red, Clear and Topaz
(included)

Name	Model	Overall Dimensions			Ember Bed	Controls	Ignition	Warranty
		Height	Width	Depth				
St. Tropez Rectangle	STTR1-BZ	25"	36 ¼"	56 11/16"	Topaz glass	On/Off, High/Low	Electronic	3 Year Limited
St. Tropez Square	STTR2-BZ	54"	49 ¼"	49 ¼"	Topaz glass	On/Off, High/Low	Electronic	3 Year Limited

Consult your owner's manual for complete and up-to-date measurements and installation instructions for proper clearances to combustible materials.

Hamptons Patioflame® Table Series

Modern Elegance

A stylish, contemporary design sets the Napoleon Hamptons Series Patioflame® Tables apart from the rest. The beachy – casual construction, and gray color match any décor. Safe and fuel efficient, the Hamptons Series features a thermocouple valve that cuts the gas when flame is interrupted, meaning that if a gust blows the flame out, or you forget to shut the gas when you're done, no gas will be wasted. The beautifully constructed, durable, aluminum surround conveniently hides a gas tank. Never worry about the weather, drainage holes in the burner pan allow the rain to drain away, and the optional windscreen will protect the flames from the wind. Set your drinks down, converse in comfort and enjoy your outdoor living space. Easily convert your Hamptons Patioflame® Table into a fully functioning table with the included matching burner lid.

Hamptons Rectangle HAMP1-GY

40,000 BTU's

25 3/16"h x 52 1/16"w x 32 1/16"d

Comes standard as Propane (Includes Natural Gas orifice)

Hamptons Square HAMP2-GY

40,000 BTU's

25 3/16"h x 41 3/4"w x 41 3/4"d

Comes standard as Propane (Includes Natural Gas orifice)

Options & Accessories



61853



61852

UV Protected Fitted Covers



Wind Screen Rectangle | GPFRE-WNDSCRN



Wind Screen Square | GPFSE-WNDSCRN



Rectangle - Gray



Square - Gray





The Hamptons Rectangle Patioflame® Table



Optional Glass Media Kits
Blue, Amber, Black, Red, Clear and Topaz
(included)

Name	Model	Overall Dimensions			Ember Bed	Controls	Ignition	Warranty
		Height	Width	Depth				
Hamptons Rectangle	HAMP1-GY	25 3/16"	52 9/16"	32 1/16"	Topaz glass	On/Off, High/Low	Electronic	3 Year Limited
Hamptons Square	HAMP2-GY	25 3/16"	41 3/4"	41 3/4"	Topaz glass	On/Off, High/Low	Electronic	3 Year Limited

Consult your owner's manual for complete and up-to-date measurements and installation instructions for proper clearances to combustible materials.

Uptown Patioflame® Table

A Ribbon of Fire

Extend the amount of time you can enjoy the outdoors with this modern alternative to a fire pit. The Napoleon Uptown Patioflame® Table is a rugged, and solid looking linear fire pit made from durable cast aluminum that looks like formed concrete. Stylish black lava rock media fills the ember bed and creates a delightful flame pattern. This Patioflame® table is lightweight and can be placed anywhere in the backyard. The easy start ignition is hidden behind a flush mount, touch latch panel for a seamless look. For your peace of mind, the thermocouple valve automatically shuts off the gas when the flame is extinguished. Enjoy the great outdoors even during chilly weather with this modern outdoor heating alternative.



Rectangle

Uptown Patioflame®

UPTN1-GY

50,000 BTU's


15 ½" h x 31 ½" w x 51" d

NG Conversion Kit (S85004) available - sold separately

Options & Accessories



Smoky Black Lava Rock



Textured Concrete-Look Finish



Concealed Control Panel



61856

UV Protected Fitted Cover





Uptown Patioflame® Table

Name	Model	Overall Dimensions			Ember Bed	Controls	Ignition	Warranty
		Height	Width	Depth				
Uptown	UPTN1-GY	24 5/8"	36 1/4"	56 11/16"	Lava Rock	On/Off, High/Low	Electronic	3 Year Limited

Consult your owner's manual for complete and up-to-date measurements and installation instructions for proper clearances to combustible materials.

Nexus Patioflame® Table

Campfire Chic

Bring ambiance and coziness to your favorite outdoor spaces with the Nexus Patioflame® Table. The durable cast aluminum body is hand-painted to resemble concrete that will pair well on stone patios and wooden decks alike. The lava rock media hides the burner to create a magical flame pattern that evokes the campfire vibe. This lightweight unit can be moved to where the action is when fueled by propane. Optionally, convert this Nexus Patioflame® Table to use natural gas, so you never worry about refueling.

Nexus 36 Half Sphere GPFCCN36

53,000 BTU's

15" h x 36" w x 36" d

NG Conversion Kit (S85004) available -
sold separately

Nexus 56 Rectangle GPFCN56

53,000 BTU's

15 ½" h x 56" w x 27" d

NG Conversion Kit (S85004) available -
sold separately


Nexus 72 Rectangle GPFCN72

53,000 BTU's

15 ½" h x 72" w x 27" d

NG Conversion Kit (S85004) available -
sold separately

Options & Accessories



Concrete-Look Finish



Smoky Black Lava Rock (Included)



UV Protected Fitted Cover (Included)




Concealed Control Panel



Half Sphere



56 Rectangle



72 Rectangle





Nexus Patioflame® Table

Name	Model	Overall Dimensions			Ember Bed	Controls	Ignition	Warranty
		Height	Width	Depth				
Nexus Half Sphere	GPFCN36	15"	36"	27"	Lava Rock	On/Off, High/Low	Electronic	3 Year Limited
Nexus 56 Rectangle	GPFCN56	15 ½"	27"	27"	Lava Rock	On/Off, High/Low	Electronic	3 Year Limited
Nexus 72 Rectangle	GPFCN72	15 ½"	27"	27"	Lava Rock	On/Off, High/Low	Electronic	3 Year Limited

Consult your owner's manual for complete and up-to-date measurements and installation instructions for proper clearances to combustible materials.

Stainless Steel Built-in Burner Kits

Design your dream outdoor fire display

Perfect your space with Napoleon's Patioflame® Burner Kits. These unique kits allow you to install a gas burning fire pit into a noncombustible base that suits your outdoor living area. A modern work of art, the Patioflame® Burner Kits produce rippling flames that flow from multiple burner ports for the most realistic display. Bring the excitement of a custom outdoor fire pit to your home with Napoleon's Patioflame® Burner Kit to experience the ambiance only the glow of a fire can provide. Your backyard oasis isn't complete without one.

Linear Burner Kit GPFL48

60,000 BTU's

5 ½"h x 47 ½"w x 13 ½"d

Comes standard as Propane
(Includes Natural Gas orifice)

Rectangle Burner Kit GPFR60

60,000 BTU's

2 ¼"h x 33 ¼"w x 11 ¾"d

Comes standard as Propane
(Includes Natural Gas orifice)

Square Burner Kit GPFS60

60,000 BTU's

2 ½"h x 25 ¾"w x 25 ¾"d

Comes standard as Propane
(Includes Natural Gas orifice)



Optional Glass Media Kits
Blue, Amber, Black, Red, Clear and Topaz (included)

Name	Model	Overall Dimensions			Ember Bed	Controls	Ignition	Warranty
		Height	Width	Depth				
Linear Burner Kit	GPFL48	5 ½"	47 ½"	13 ½"	Topaz glass	On/Off, High/Low	Electronic	3 Year Limited
Rectangle Burner Kit	GPFR60	2 ¼"	33 ¼"	11 ¾"	Topaz glass	On/Off, High/Low	Electronic	3 Year Limited
Square Burner Kit	GPFS60	2 ½"	25 ¾"	25 ¾"	Topaz glass	On/Off, High/Low	Electronic	3 Year Limited

Consult your owner's manual for complete and up-to-date measurements and installation instructions for proper clearances to combustible materials.



Linear Burner Kit - GPFL48



Rectangle Burner Kit - GPFR60



Square Burner Kit - GPFS60





The Linear Burner Kit in a custom install application with Topaz ember bed

NAPOLEON CELEBRATING OVER 40 YEARS OF HOME COMFORT PRODUCTS



napoleon.com

24 Napoleon Road, Barrie, Ontario, Canada L4M 0G8
103 Miller Drive, Crittenden, Kentucky, USA 41030
7200 Trans Canada Highway, Montreal, Quebec, Canada H4T 1A3

Tel: 1-888-721-8324



Authorized Dealer

Consult your owner's manual for complete installation instructions and proper clearances to combustible materials. Check all local and national building codes and gas regulations. All specifications are subject to change without prior notice due to on-going product improvements. Products may not be exactly as shown. Flame height and activity is influenced by varying vent configurations and may not appear as shown. Napoleon is a registered trademark of Wolf Steel Group Inc. Certified to ANSI Z21.97-2012 / CSA 2.41-2012, OUTDOOR DECORATIVE GAS APPLIANCE STANDARD

Printed in Canada
ADB RN5-OUTP (ADBROUT) 1/2022