

# EUROfase

HEATING

Step Outside with Eurofase



[EurofaseHeating.com](https://EurofaseHeating.com)

# COMPANY OVERVIEW

- Headquartered in Canada with distribution facilities in both **Canada** and **USA**
- **37 years** young, family owned and operated
- Global manufacturing facilities in **North America** and **Asia**
- Inventory of over **3,500 unique items** held in our 200,000-square-foot facility controlled by state-of-the-art technology to obtain world-class accuracy proficiency
- Dedicated knowledgeable Customer Care team
- Dedicated Engineering department with decades of industry experience

# WHY INFRARED?

At Eurofase Heating, we pride ourselves on developing products that meet the highest quality, safety standards, and the latest architectural trends.

- High energy efficiency
- Environment friendly
- Odorless heating
- Easy to install and operate
- Low clearances
- Versatile control options
- Not affected by wind

Instant Heat



No Ventilation  
Required



Silent  
Operation



Budget Friendly



No Greenhouse Gases



Low  
Maintenance



# WHY EUROFASE HEATING?

**EUROfase**  
HEATING

Quick Ship



In-Stock



Best Prices



Buy Direct



- High energy efficiency
- Robust build and quality
- Corrosion resistant 304 stainless steel construction (316 marine-grade SS is also available)
- Quartz tube with nickel chromium (coil) element rated for 5,000 hours


- Variety of control options to meet project need
- Support designers and architects with heat mapping and layouts
- Safety certified – UL / ETL
- 3 years warranty

# HEATER OPTIONS

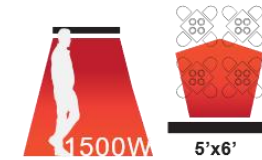
## OUR HEATERS

**1500W**

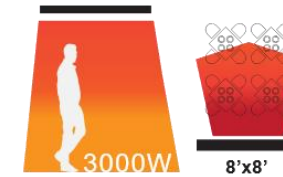
39" ELECTRIC SINGLE QUARTZ ELEMENT HEATER



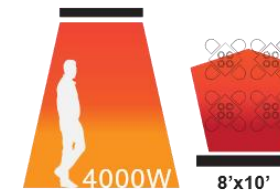
## HEAT COVERAGE AREAS



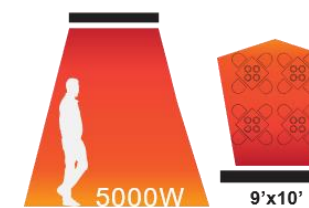

61" ELECTRIC SINGLE QUARTZ ELEMENT HEATER



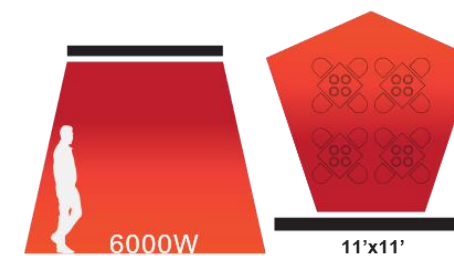
39" ELECTRIC DUAL QUARTZ ELEMENT HEATER



39" ELECTRIC DUAL QUARTZ ELEMENT HEATER



61" ELECTRIC DUAL QUARTZ ELEMENT HEATER



# PRODUCT SPECIFICATION

## Supply Voltages

120V,208V,240V,277V & 480V

## IPX4 Rated

Perfect for outdoor settings

## Mount Options

Wall/Ceiling/Flush/Pole

## Warranty

3-Year

### Specifications

Rated Output Wattage*	1500W	3000W	4000W	5000W	6000W
SKU Code	EF15120	EF30208, EF30240, EF30277, EF30480	EF40208, EF40240, EF40277, EF40480	EF50208, EF50240, EF50277, EF50480	EF60208, EF60240, EF60277, EF60480
Quartz Elements	1	1	2	2	2
Volts	120	208, 240, 277, 480	208, 240, 277, 480	208, 240, 277, 480	208, 240, 277, 480
Total Amps	12.5	14.4A, 12.5A, 10.85A, 6.25A	19.2A**, 16.7A, 14.4A, 8.33A**	24A**, 20.8A, 18.1A, 10.4A**	28.8A**, 25A, 21.7A, 12.5A**
Decor Plate Options	Available (Separate SKU)	Available (separate SKU)	Available (Separate SKU)	Available (Separate SKU)	Available (Separate SKU)
Mounting Options	Wall/Ceiling/Flush/Pole	Wall/Ceiling/Flush/Pole	Wall/Ceiling/Flush/Pole	Wall/Ceiling/Flush/Pole	Wall/Ceiling/Flush/Pole
Mounting Height	6'-8'	8'-12'	8'-12'	8'-12'	8'-12'
Mounting Angle (Wall/Ceiling)	30°/45°	30°/45°	30°/45°	30°/45°	30°/45°
Mounting Angle (Pole)	0°/15°/30°/45°/60°	0°/15°/30°/45°/60°	0°/15°/30°/45°/60°	0°/15°/30°/45°/60°	0°/15°/30°/45°/60°
Heating Coverage Area	5'x6'	8'X8'	8'x10'	9'x10'	11'x11'
Dimensions (W"xD"xH")	39.37"x 8.17" x 9.35"	61.26"x 8.17" x 9.35"	39.37"x 8.17" x 9.35"	39.37"x 8.17" x 9.35"	61.26"x 8.17" x 9.35"
Weight (lbs.)	14 lbs.	21 lbs	14 lbs.	14 lbs.	21 lbs.
Rating	IPX4	IPX4	IPX4	IPX4	IPX4
Warranty	3 Year Warranty	3 Year Warranty	3 Year Warranty	3 Year Warranty	3 Year Warranty

\* Actual output wattage ranging 90% to 105% of the rated output wattage

\*\* Load calculation may change on a 3-phase system feed.

# STANDARD COLORS

**EUROfase**  
HEATING

WHITE (W)

STAINLESS  
STEEL (S)

BLACK (B)



# EUROFASE CUSTOM CAPABILITIES

## DÉCOR PLATES OPTIONS



## WE DO CUSTOM DÉCOR PLATES

1. Custom Laser Cutting: Custom design or logos
2. Custom Color: Large assortment of RAL color options





# MOUNTING OPTIONS

**EUROfase**  
HEATING

Wall Mount




Ceiling Mount



Flush Mount



Pole Mount



# CONTROL OPTIONS

The Universal Relay Control Box by Eurofase Heating makes managing your comfort zone easier. It helps control multiple heaters and furthermore creates varied heat zones throughout your space. This control box is a highly recommended addition for residential and commercial spaces. Modify each area with precise temperature conditions easily and all in one place.

From timers and dimmers to a combination of both, Eurofase Heating's control box is a great addition to any heating project. With endless possibilities, it only makes sense to have the proper tools to control and regulate these functions for a streamlined experience.

TIMER  
(ONLY)




DIMMER  
(ONLY)



TIMER WITH DIMMER  
(COMBINATIONS UP TO 1 TIMER + 4 DIMMERS)



CONTROL BOX



# ADVANCED CONTROL

## SMART HOME INTEGRATION

Eurofase control box can be easily integrated into popular home management systems (Smart Home) to allow for off-site control via a mobile device, offering a wide range of programming options including the ability to save preferred heat settings.


- 3-year warranty
- Made in Canada
- ETL listed / certified through rigorous testing
- NEMA 4 rated to withstand indoor / outdoor installations
- 0-100% dimming capabilities
- Control multiple heaters and create zoning



- Compatible with:
  - **LUTRON**
  - **CRESTRON**
  - **Control4**
  - › Smart Dimmers
  - › Any 0-10V dimming controller
  - › Any on/off switch



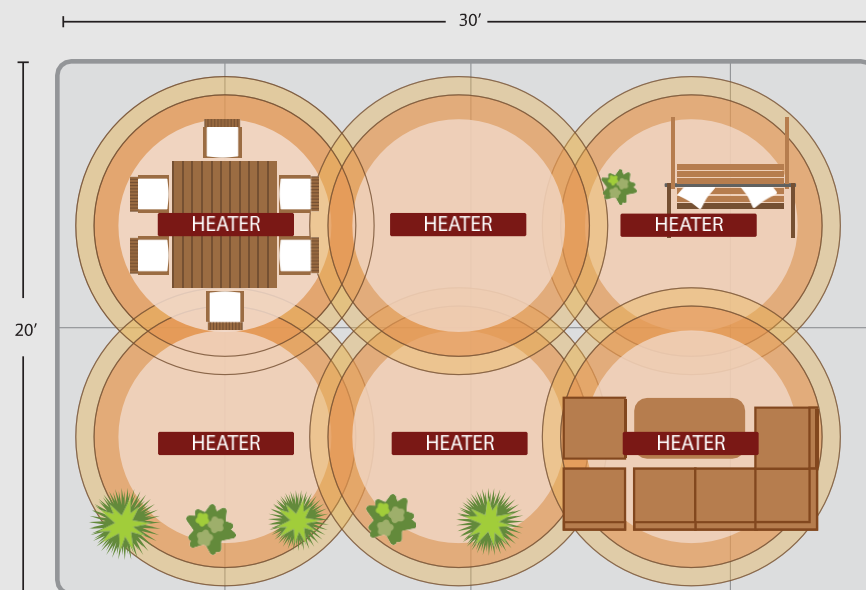
\* Custom control available for projects



- We provide a full layout design with optimized heater's coverage for the area in question using advanced heat mapping and simulation tools.
- The simulation tools are programmed based on the testing done in our lab to ensure data accuracy.

## Example: Heating a Patio for Full Coverage

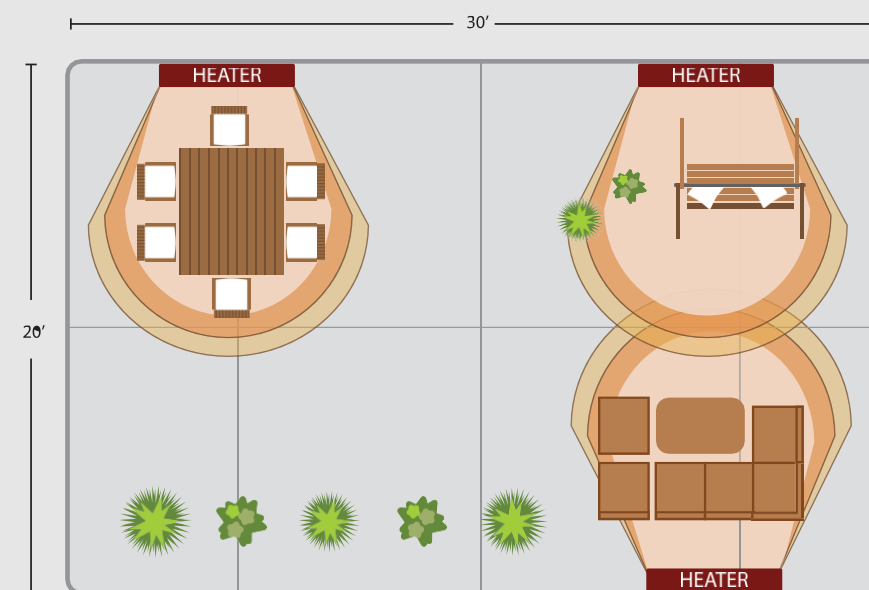
- 30' x 20' outdoor space
- 10' mounting height
- Flat ceiling, looking to recess unit
- Full coverage



Recommendation: (6) 6k watt units with recessed frames,  
(3) dual duplex switches, slight overheat.

## Example: Heating a Patio for Spot Coverage


- 30' x 20' outdoor space
- 10' mounting height
- Looking to wall mount unit
- Specific seating and dining area heat coverage



Recommendation: (3) 6k watt units, (3) single switches.

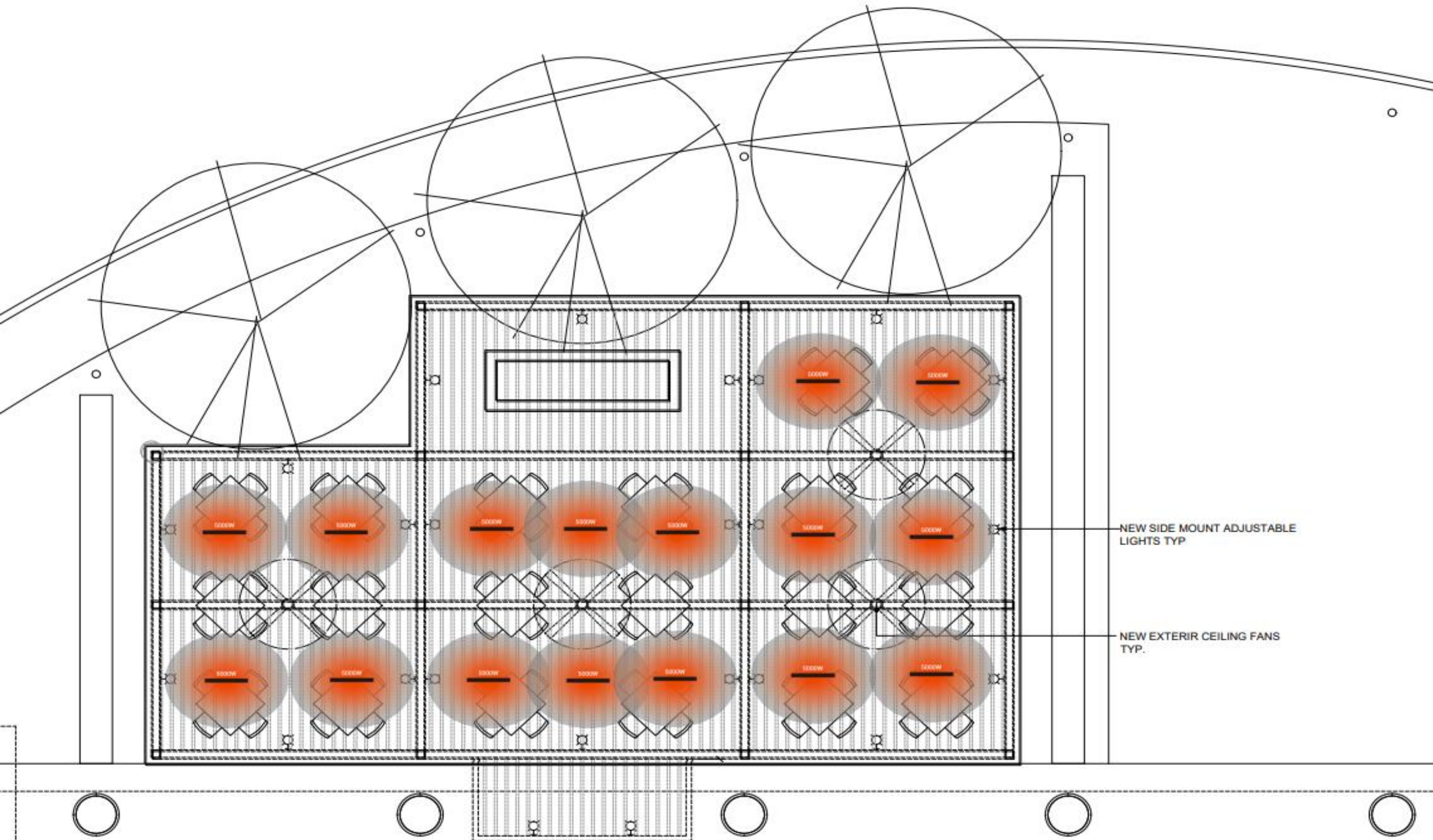
# COMMERCIAL APPLICATION

**EUROfase**  
HEATING



# CARACOL RESTAURANT

**EUROfase**  
HEATING



## Description:

- General heating requirement for a Restaurant Patio: 53'2" L x 30'6" W
- Installation Height: 10'1/2"
- Heaters used – 16 x 5000W(480V;10.4A)
- Total load – 166.67A

## Control Options –

- Option 1: Contactor Control box for On/off functionality and with timer control buttons pre-set at 15-30-60 min, 2 hours, and 4 hours.
- Option 2: Control box with dimmer (heat output control from 0%-100%), and with timer control buttons pre-set at 15-30-60 min, 2 hours, and 4 hours.

Note: Each zone of a control box can take a load of 50A each. The control box can be customized as per project requirement

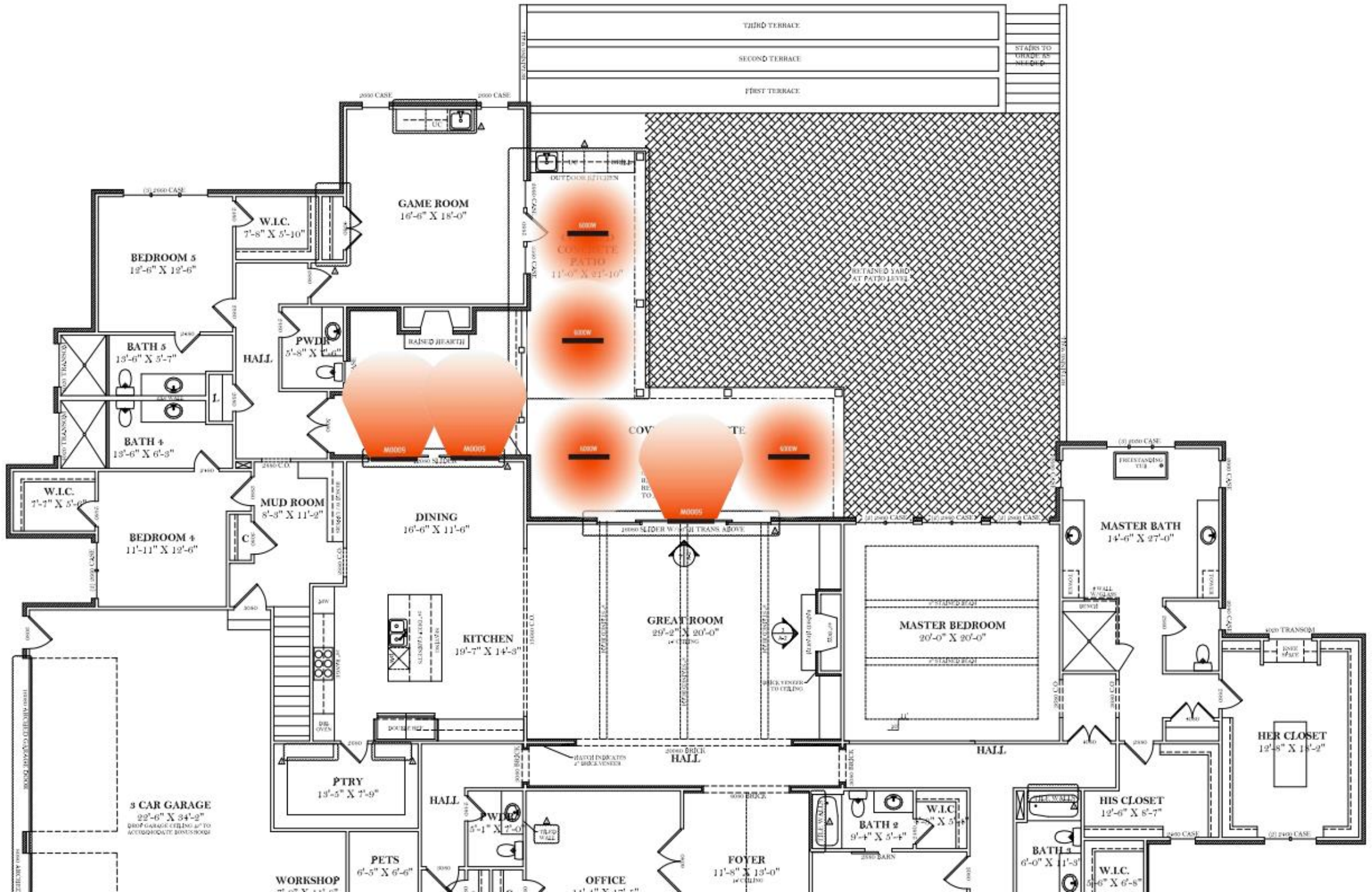
# RESIDENTIAL APPLICATION

**EUROfase**  
HEATING





# JOHNSON RESIDENCE



## Description:

- Residential home with heating required on Screened Patio and top Covered Concrete Patio

## Application:-

- Looking for general heating of both spaces and heaters will be wall mounted, and some above doorways.
- Sizes: Screened Patio: 16'9" L x 13'4" W; Covered Concrete Patio: 11'0" L x 21'10" W
- Installation Height: 8-11'
- Heaters used – 4 x 6000W(240V;25A) plus 3 x 5000W(240V; 20.8A)
- Total load – 162.4A

## Control Options provided

- Control box with dimmer (heat output control from 0%-100%), and with timer control buttons
- pre-set at 15-30-60 min, 2 hours, and 4 hours.

Note: Each zone of a control box can take a load of 50A each. The control box can be customized as per project requirement

# EUROfase HEATING

NEED MORE INFORMATION?  
CONTACT US !

- [info@EurofaseHeating.com](mailto:info@EurofaseHeating.com)

- 1-800-660-5391



[EurofaseHeating.com](http://EurofaseHeating.com)