



FIRE
GARDEN

LINEAR FIRE PIT BURNERS,
COMPLETE FIRE PITS,
OUTDOOR FIREPLACES,
AND TEMPEST TORCHES



IT'S ALL ABOUT THE FIRE



IT'S ALL ABOUT THE FIRE

Fire Garden's new Linear Fire Pit Burners, Complete Fire Pits, and Fireplaces feature the most incredible, alluring presentations of fire you've ever seen! Designed to create the ultimate warmth and outdoor gathering space for any occasion, Fire Garden's mesmerizing flames will bring the magic to 'The Great Outdoors.'

ALL-WEATHER CONSTRUCTION & PERFORMANCE

Featuring heavy-duty stainless steel construction and tempered glass wind guards, Fire Garden™ Fire Pit Burners, Complete Fire Pits, and Fireplaces are perfect for all-weather installation.

These weather-proof units do not require protective covers. They are engineered to be enjoyed in all weather conditions, year-round.

All-Weather 24V Hot Shot™ Electronic Ignition is the most robust and reliable ignition system offered in the industry. This is the same proven system that has been featured on our Tempest Torches for over ten years. You are able to control up to six Fire Garden™ units, including Tempest Torches or Lanterns, with a single switch.



All-Weather Hot Shot™ Electronic Ignition System featured on all Fire Garden models

Cover photo features the 72" Complete Fire Pit with Graphite Powder Coated Finish

FINISH IN ONE OF THE FOLLOWING WAYS:

1. DESIGN YOUR OWN ENCLOSURE FOR YOUR LINEAR BURNER - PAGES 4-5

Frame and finish with the materials of your choice.

2. CHOOSE A COMPLETE LINEAR FIRE PIT - PAGES 6-7

Complete Fire Pits are fully-assembled and feature a sleek Graphite Powder Coated Finish.

3. CHOOSE A LINEAR OUTDOOR FIREPLACE - PAGES 8-11

Choose the appropriate sized single-sided or see-thru outdoor linear fireplace and finish with the materials of your choice.

4. CHOOSE YOUR BURNER MEDIA - SEE BELOW

Our large selection of expertly crafted media options will enhance the ambiance and excite your senses. Available for all Fire Garden Fire Pit Burners, Complete Fire Pits, and Fireplaces.



Platinum Crushed Glass



Bronze Crushed Glass



Cobalt Crushed Glass



Black Crushed Glass



Tumbled Stones



LINEAR FIRE PIT BURNERS

Ready to finish with materials and enclosure of your choice.



This patio features the 60" Linear Fire Pit Burner custom finished with Concrete blocks.

LINEAR FIRE PIT BURNERS

- Bold, beautiful flame
- Stainless steel burner
- Durable All-Weather construction
- 3/8" thick tempered glass wind guard with chrome hardware
- Ability to control up to six Fire Garden™ units from one 24V transformer
- Comes ready to hard pipe to Natural Gas
- Optional Key Valve Kit
- Safety gas shut off
- Self draining
- Standard LP Conversion Kit

36" BURNER



60" BURNER



96" BURNER



SKU	PRODUCT	BTU	L x W x H
94900430	36" Burner	65K	36" x 12" x 10-3/8"
94900447	60" Burner	120K	60" x 12" x 10-3/8"
94900460	96" Burner	185K	96" x 12" x 10-3/8"



LINEAR COMPLETE FIRE PITS

Fully-assembled and ready to enjoy. Features a sleek Graphite Powder Coated Enclosure.



This balcony features the 48" Complete Fire Pit with Graphite Powder Coated enclosure.

COMPLETE FIRE PITS

- Bold, beautiful flames
- Graphite Powder Coated Enclosure
- Durable All-Weather construction
- 3/8" thick tempered glass wind guard with chrome hardware
- Ability to control up to six Fire Garden™ units from one 24V transformer
- Requires hard-piped gas line and low voltage 24V power
- Optional Key Valve Kit
- Safety gas shut off
- Self draining
- Standard LP Conversion Kit

SKU	PRODUCT	BTU	L x W x H
94900432	48"	65K	48" x 24" x 16"
94900449	72"	120K	72" x 24" x 16"
94900461	108"	185K	108" x 24" x 16"

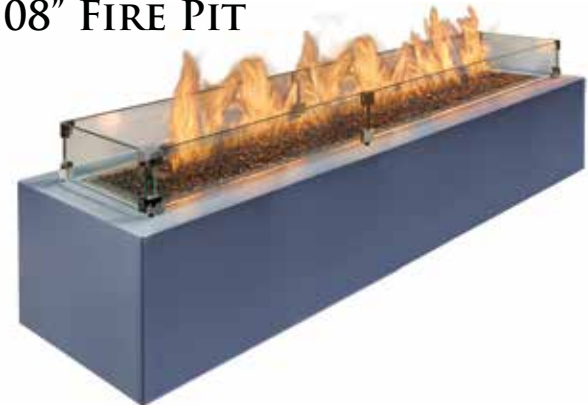
48" FIRE PIT



72" FIRE PIT



108" FIRE PIT





4024 LINEAR FIREPLACES

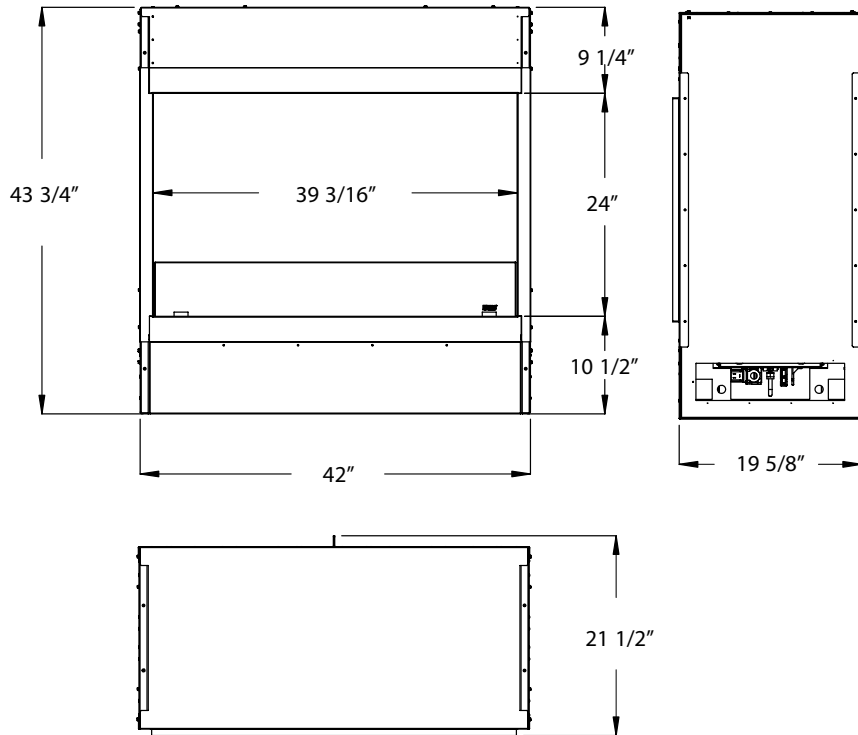
Ready to frame and finish with materials of your choice

- Single-Sided or See-Thru VENTLESS models
- 36" stainless steel burner
- Standard LP Conversion Kit
- 3/8" thick tempered glass wind guard
- Ability to control up to six Fire Garden™ units from one 24V transformer
- Sleek Black Glass fireback
- Durable All-Weather construction
- Viewing Areas (taken from actual firebox opening):
 - Single-Sided: 40" W x 24" H = 960 sq. in.
 - See-Thru: 40" W x 24" H x 2 = 1,920 sq. in.



This backyard installation features the 4024 Single-Sided Linear Fireplace finished with custom stonework.

4024 LINEAR FIREPLACE DIMENSIONS



4024 Single Sided



4024 See-Thru

SKU	PRODUCT	BTU	L x W x H
94900290	Single-Sided	65K	42" x 19 5/8" x 43 3/4"
94900296	See-Thru	65K	42" x 19 5/8" x 43 3/4"



6424 LINEAR FIREPLACES

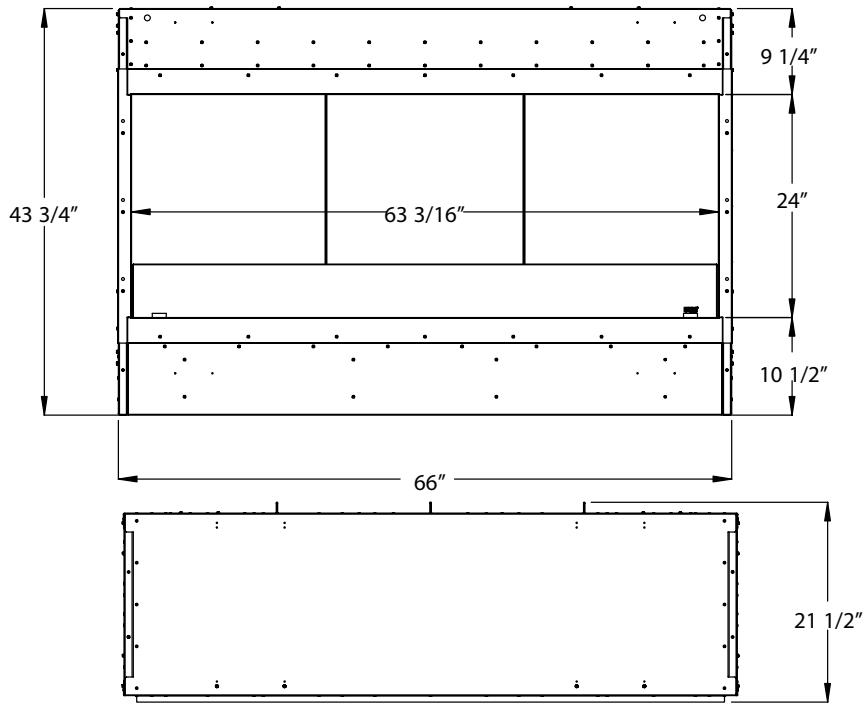
Ready to frame and finish with materials of your choice

- Single-Sided or See-Thru VENTLESS models
- 60" stainless steel burner
- Standard LP Conversion Kit
- 3/8" thick tempered glass wind guard
- Ability to control up to six Fire Garden™ units from one 24V transformer
- Sleek Black Glass fireback
- Durable All-Weather construction
- Viewing Areas (*taken from actual firebox opening*):
 - Single-Sided: 64" W x 24" H = 1,518 sq. in.
 - See-Thru: 64" W x 24" H x 2 = 3,036 sq. in.



This 6424 Single-Sided Linear Fireplace is installed in The New American Home® 2023. It is finished with a custom pre-fabricated metal surround.

6424 LINEAR FIREPLACE DIMENSIONS



6424 Single Sided



6424 See-Thru

SKU	PRODUCT	BTU	L x W x H
94900300	Single-Sided	120K	66" x 19-5/8" x 43-3/4"
94900306	See-Thru	120K	66" x 19-5/8" x 43-3/4"



20K BTU TEMPEST TORCH™

Dramatic outdoor gas lamp featuring a sleek stainless steel design

- Beautiful natural spiraling flame
- Transitional design complements any hardscape style, from traditional to contemporary
- Durable and built to last with stainless steel and powder coated construction
- Reliable All-Weather 24V AC Hot Shot™ IPI Electronic or Manual Piezo ignition models
- BTUs: 14,000 (NG), 17,000 (LP) - 20,000 (NG/LP)
- The patented design creates a natural venturi effect of fire without the use of electricity or a fan
- Can be installed in four different ways: Ground Post, Deck Post, Pillar Mount, or Wall Mount
- Has an automatic gas shutoff as an added safety feature



SKU	PRODUCT	H x W (per side)
94900745	Torch Head NG	22-1/2" x 8-7/8"
94900755	Torch Head LP	22-1/2" x 8-7/8"



20K BTU TEMPEST LANTERN™

Dramatic outdoor gas lantern featuring a classic, traditional style

- Beautiful natural spiraling flame
- Traditional lantern design
- Durable stainless steel construction
- High temperature black powder coated frame and cap
- Reliable All-Weather 24V AC Hot Shot™ IPI Electronic or manual Piezo ignition models
- BTUs: 14,000 (NG), 17,000 (LP) - 20,000 (NG/LP)
- The patented design creates a natural venturi effect of fire without the use of electricity or a fan
- Can be installed in four different ways: Ground Post, Deck Post, Pillar Mount, or Wall Mount
- Has an automatic gas shutoff as an added safety feature



SKU	PRODUCT	H x W (per side)
94900747	Lantern Head NG	22-1/2" x 9-1/2"
94900757	Lantern Head LP	22-1/2" x 9-1/2"



50K BTU TEMPEST LANTERN™

Larger-than-life outdoor gas lantern with a stunning presentation of fire



- Massive natural spiraling flame - 40% larger than the 20K Tempest Lantern
- Traditional lantern design on a grand scale
- Durable stainless steel construction
- Reliable All-Weather 24V AC Hot Shot Electronic Ignition System
- High temperature black powder coated frame and cap
- Natural Gas - Comes with Propane Conversion Kit
- Can be installed in four different ways: Ground Post, Deck Post, Pillar Mount, or Wall Mount
- Has an automatic gas shutoff as an added safety feature
- Maximum BTU Input: 50,000 (NG), 45,000 (LP)

SKU	Product	H x W (per side)
94900748	Lantern Head NG	33-1/8" x 11"





Manufactured in
Mukilteo, WA
By Travis Industries, Inc
Find your favorite fire today:
FireGardenOutdoors.com



Fire Garden™ manufactures a wide variety of quality outdoor gas appliances. Consult the Owner's Manual for complete installation requirements. We reserve the right to improve our product at any time without prior notification. Photos and illustrations are for descriptive purposes only. Copyright © 05/2023 #98801065