

GAS INSERTS

NORDIK, ROOSEVELT, CHASKA

Nordik 29i with optional birch log set, black glass panels, black rectangle screen front



KOZY  HEAT
FIREPLACES

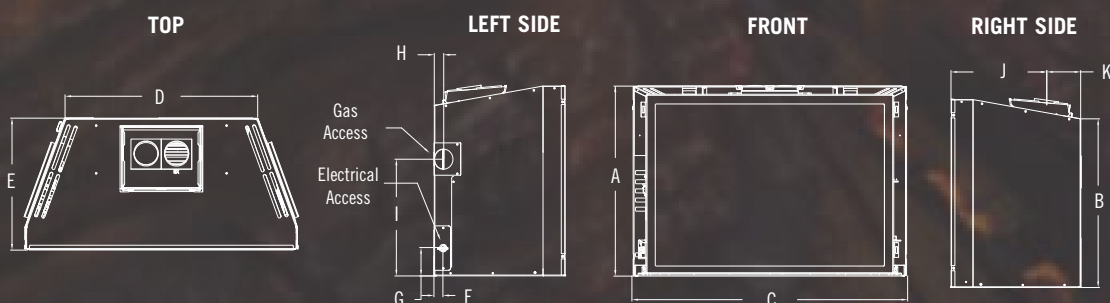


Nordik 34i with black brick refractory, rectangle screen front in antique copper

THE NORDIK SERIES

TRADITIONAL LOG & BIRCH

Specifications



Model	Nordik 29i	Nordik 34i
Electrical Access: Left Side		
Gas Access: Left Side		
A	19-7/8"	23-3/4"
B	17-5/16"	21-1/8"
C	29-5/8"	33-7/8"
D	20-1/16"	24"
E	16"	16-3/8"
F	1-1/8"	1-1/8"
G	6-3/4"	3-1/2"
H	1-3/16"	1-5/16"
I	14"	14-1/16"
J	12-9/16"	12"
K	3-3/16"	4-3/8"

Nordik 29i with black glass panels and prairie screen front



Specification Chart

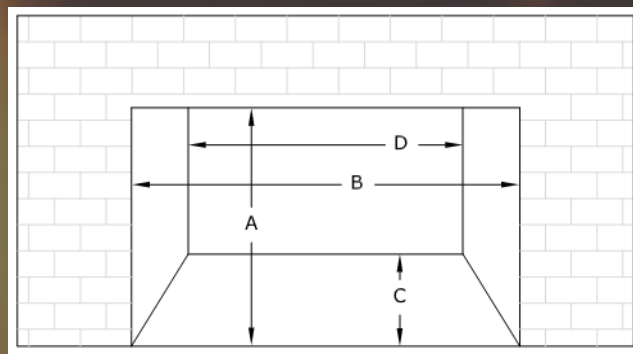
Model	Nordik 29i	Nordik 34i
Viewing Area	17-15/16 x 27-11/16"	22-1/4" x 30-11/16"
BTU NG High / Low	32,000 / 17,000	40,000 / 20,000
BTU LP High / Low	32,000 / 17,000	40,000 / 21,000
ENERGUIDE P.4 NG / LP	70.11% / 70.54%	70.29% / 69.53%
Steady State NG / LP	71.84% / 72.22%	70.95% / 71.08%
AFUE % NG / LP	71.56% / 72.15%	70.72% / 70.80%
Valve System	IPI	IPI
Adjacent sidewall minimum clearance	4"	4"
From insert to combustible floor in front	55"	55"
Non-Combustible Mantel 6" deep from top of insert	6"	6"
Combustible Mantel 9" deep from the top of insert	8-1/4"	10"

Each unit factory tested

Certified to ANSI z21.88 Vented Gas Heaters

Existing Fireplace Opening

Model	A	B	C	D
Nordik 29i	20"	29-3/4"	16"	20-3/8"
Nordik 34i	23-3/4"	34-1/8"	16-38"	24-1/8"



Existing Chimney for Nordik 29i & 34i

Factory built solid fuel chimney: 7" min

Masonry Chimney: 6" x 8" min

Minimum Chimney Height: 10'

Maximum Chimney Height: 40'

Shroud Dimensions

*Shroud is Required for Installation

Nordik 29i

25" x 38"

27-1/2" x 42"

30" x 44"

Nordik 34i

27" x 40"

30" x 44"

33" x 46"

*Custom sizes available when applicable

Burn Videos



Nordik 29i



Nordik 34i

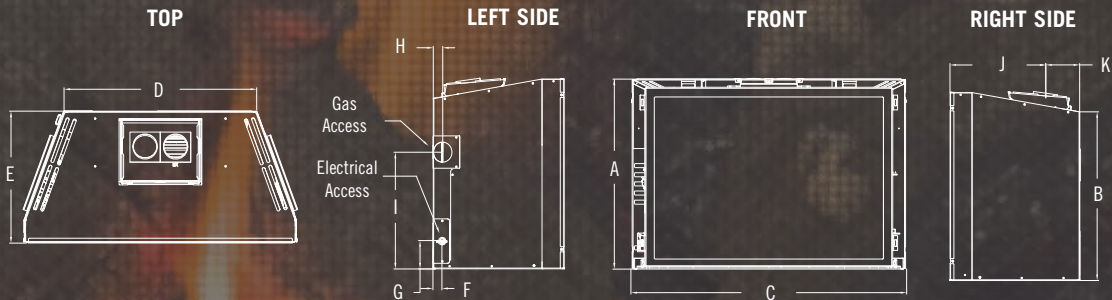
Roosevelt 29 with traditional logs, herringbone refractory, and rectangle screen front in antique copper



THE ROOSEVELT SERIES

TRADITIONAL LOG & BIRCH

Specifications



Model	Roosevelt 29	Roosevelt 34
Electrical Access: Left Side		
Gas Access: Left Side		
A	19-7/8"	23-3/4"
B	17-5/16"	21-1/8"
C	29-5/8"	33-7/8"
D	20-1/16"	24"
E	16"	16-3/8"
F	1-1/8"	1-1/8"
G	6-3/4"	3-1/2"
H	1-3/16"	1-5/16"
I	14"	14-1/16"
J	12-9/16"	12"
K	3-3/16"	4-3/8"



Roosevelt 29 with birch logs, arched mission screen front in vintage bronze, and Chicago brick refractory

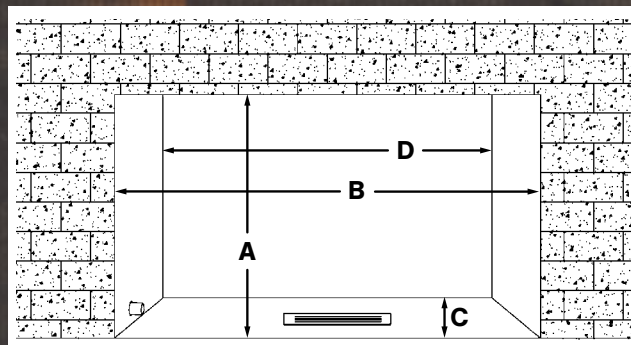
Specification Chart

Model	Roosevelt 29	Roosevelt 34
Viewing Area	17-15/16 x 27-11/16"	22-1/4" x 30-11/16"
BTU NG High / Low	30,000 / 10,000	40,000 / 10,000
BTU LP High / Low	30,000 / 10,000	40,000 / 10,000
ENERGUIDE P.4 NG / LP	70.09% / 70.42%	70.68% / 70.05%
Steady State NG / LP	74.96% / 75.85%	73.63% / 73.45%
AFUE % NG / LP	74.35% / 68.56%	73.05% / 72.81%
Valve System	IPI	IPI
Adjacent sidewall minimum clearance	4"	4"
From insert to combustible floor in front	55"	55"
Combustible Mantel 9" deep from the top of insert	8-1/4"	10"

Each unit factory tested
Certified to ANSI z21.88 Vented Gas Heaters

Existing Fireplace Opening

Model	A	B	C	D
Roosevelt 29	20"	29-3/4"	16"	20-3/8"
Roosevelt 34	23-3/4"	34-1/8"	16-3/8"	24-1/8"



Existing Chimney for Roosevelt 29 & 34

Factory built solid fuel chimney: 7" min
Masonry Chimney: 6" x 8" min
Minimum Chimney Height: 10'
Roosevelt 29 Maximum Chimney Height NG/LP: 50'/40'
Roosevelt 34 Maximum Chimney Height NG/LP: 50'/50'

Shroud Dimensions

*Shroud is Required for Installation

Roosevelt 29	Roosevelt 34
25" x 38"	27" x 40"
27-1/2" x 42"	30" x 44"
30" x 44"	33" x 46"

*Custom sizes available when applicable

Burn Videos



Roosevelt 34
Birch



Roosevelt 29
Log

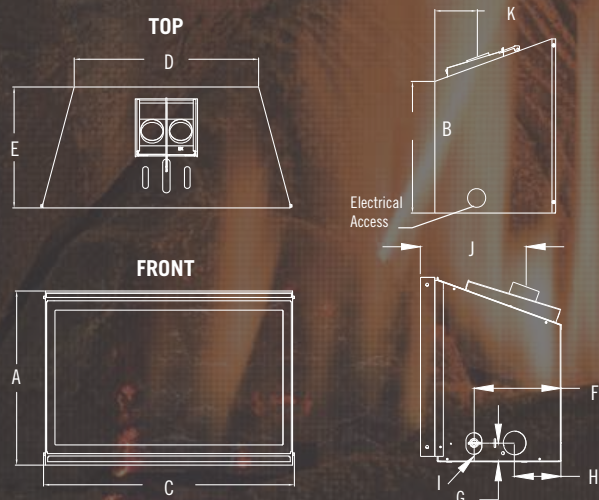
Chaska 34 Log with a Rectangle Black screen front, and Black brick refractory



THE CHASKA SERIES

TRADITIONAL LOG & GLASS

Specifications



Model	Chaska 25	Chaska 29	Chaska 335S	Chaska 34
Electrical Access: CSK 25 – N/A; CSK 29 & CSK 34 – Left Side; CSK 335S – Right Side				
Gas Access: CSK 25 – Either Side; CSK 29 & CSK 34 – Right Side; CSK 335S – Left Side				
A	17-1/2"	19-1/4"	23"	23"
B	12-1/4"	14-1/8"	17-1/4"	17-3/8"
C	25-3/8"	29-1/2"	33-3/8"	33-3/8"
D	20-3/8"	18-7/8"	24-3/8"	24-3/8"
E	15"	14-1/2"	16"	16"
F	N/A	5-5/8"	9-1/2"	5-5/8"
G	N/A	1-13/16"	1-7/8"	2"
H	4-3/4"	7-3/16"	5-1/8"	5-9/16"
I	2-3/8"	2"	1-7/8"	2"
J	9-3/8"	8-7/8"	11"	10-3/8"
K	5-5/8"	5-5/8"	5"	5-5/8"



Chaska 29 Glass with a Rectangle Screen Front in Brushed Stainless, Glacier Crystal Glass, optional Beach Accent Kit and a custom 4-sided shroud

Specification Chart

Model	Chaska 25	Chaska 29 MV	Chaska 29 Glass	Chaska 29 Log	Chaska 335S	Chaska 34 IPI
Viewing Area	22-1/8" X 12-5/16"	26-1/8" X 12-7/8"	26-1/8" X 12-7/8"	26-1/8" X 12-7/8"	29-5/8" X 15-13/16"	30-1/8" X 17-13/16"
BTU NG High / Low	26,000 / 13,500	28,500 / 18,500	25,500 / 14,000	30,500 / 16,000	36,000 / 22,000	34,000 / 18,500
BTU LP High / Low	25,500 / 13,000	29,000 / 22,000	25,500 / 13,500	30,000 / 16,000	36,500 / 24,000	34,000 / 18,500
ENERGUIDE P.4 NG / LP	71.44% / 72.08%	71.26% / 71.33%	60.8% / 63.21%	72.27% / 72.36%	65.74% / 66.63%	73.22% / 76.49%
Steady State NG / LP	77.58% / 78.17%	74% / 74%	72.21% / 72.26%	74% / 74%	80% / 75%	77% / 79%
AFUE % NG / LP	69.79% / 70.33%	71% / 72.12%	66.62% / 66.09%	71% / 72.12%	73.8% / 76.2%	75% / 77%
Adjacent sidewall min. clearance	3"	6"	6"	6"	6"	6"
Mantel 9" deep from the top of insert	9"	16"	16"	16"	16"	16"
Mantel 9" deep from top of insert with Low Mantel Kit	N/A	11"	11"	11"	11"	11"

Each unit factory tested

Certified to ANSI z21.88 Vented Gas Heaters

Existing Chimney for Chaska 25, 29, 335s & 34

Factory built solid fuel chimney: 7" min

Masonry Chimney: 6" x 8" min

Minimum Chimney Height: 10'

Chaska 25 Maximum Chimney Height: 35'

Chaska 29, 335S, 34 Maximum Chimney Height: 50'

Shroud Dimensions

*Shroud is Required for Installation

Chaska 25

22-1/2" x 36"

25" x 38"

30" x 44"

Chaska 29

25" x 38"

27-1/2" x 42"

30" x 44"

Chaska 34 & 335S

27" x 40"

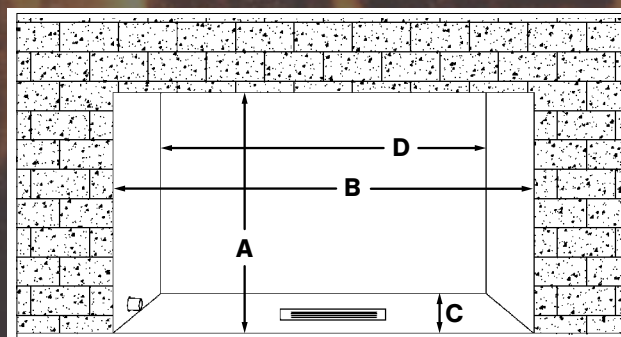
30" x 44"

33" x 46"

*Custom sizes available where applicable

Existing Fireplace Opening

Model	A	B	C	D
Chaska 25	17-5/8"	25-7/8"	15-1/4"	20-5/8"
Chaska 29	19-1/4"	29-1/2"	15"	18-7/8"
Chaska 335S & 34	23-1/2"	33-1/2"	16-3/8"	24-1/2"



Burn Videos



Chaska 34 Glass



Chaska 34 Log



Chaska 335S



Chaska 25

INSERT SERIES

Fireplace brochures are for advertising purposes only.
Refer to the specific fireplace manual for installation.


Decorative Safety Screen Fronts

Sizes shown below:

Nordik 29 & Roosevelt 29 / Nordik 34 & Roosevelt 34 / Chaska 25 / Chaska 29 / Chaska 34 & Chaska 335

30-5/8" / 34-1/8" / 27-1/4" / 31-3/4" / 35-3/8"

20-5/16" /
24-1/2" /
18-1/2" /
20-3/16" /
24"



Rectangle Screen Front

Available in Black, Antique Copper, and Brushed Stainless



Brushed Stainless
Chaska 29 & Chaska 34 only



Antique Copper

30-5/8" / 35" / 27-1/4" / 31-9/16" / 35-1/4"

20-5/16" /
24-5/8" /
18-1/2" /
20-3/16" /
24"

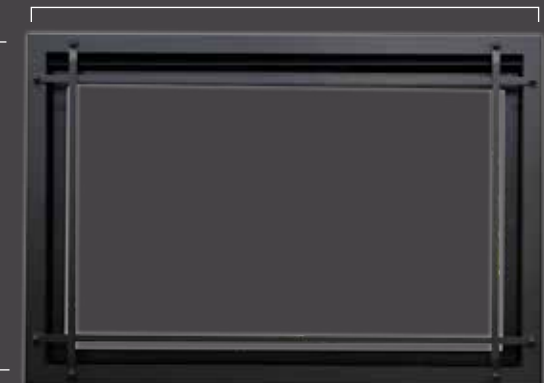


Arched Mission Screen Front

Available in Black

30-5/8" / 34-1/8" / 27-1/4" / 31-3/4" / 35-3/8"

20-5/16" /
24-1/2" /
18-1/2" /
20-3/16" /
24"



Prairie Screen Front

Available in Black

Refractory/Panel Options



Black Brick



Black Glass Panel



Chicago Brick

Available in Roosevelt and Nordik Only



Traditional Brick

Available in Chaska Only




Ledgestone

Available in Roosevelt and Nordik Only



Concave Enamel Panel

Available in Standard Chaska Glass Only



Herringbone

Available in Roosevelt and Nordik Only

Glass Media

Chaska Glass Only

Crushed Glass



Reflective Midnight



Reflective Copper

Crystals



Glacier



Amber



Black



Seabreeze

In order to continually provide the highest quality product available, features/options, specifications, & dimensions are subject to change. Flame appearance and characteristics may be affected by altitude, fuel type, venting configuration, and other factors. Refer to the unit installation manual for complete installation instructions. Installation must conform with local building codes. **In some regions it may be possible that this appliance qualifies for an energy rebate. See your local dealer for details regarding promotions and qualifications.**

Manufactured by Hussong Mfg. Co., Inc.
204 Industrial Park Road, Lakefield, MN 56150
Phone 1-800-253-4904 www.kozyheat.com

10-23



Product Line:



For complete information on the Kozy Heat product line, please contact us at:

FOR CALIFORNIA RESIDENTS ONLY

⚠ California Proposition 65 Warning

WARNING: This product can expose you to chemicals including Carbon Monoxide, that is an externally vented by-product of fuel combustion, which is [are] known to the State of California to cause birth defects or other reproductive harm. For more information, visit www.P65Warnings.ca.gov.