

# E72 ELECTRIC FIREPLACE



European Home

Manufacturer and Importer of high-end Gas, Wood and Electric Fireplaces

evonicfires

Award-winning designs  
imported from the UK



## SPECIFICATIONS

<b>FUEL TYPE</b>	Powered by Electricity
<b>POWER SUPPLY</b>	15 Amp, 120 Volt Circuit
<b>FLAME EFFECT</b>	EvoFlame UltraHD
<b>VIEWABLE OPENING</b>	69" W x 16 1/8" H
<b>HEAT OUTPUT</b>	3,400 - 6,800 BTU/hr
<b>CONFIGURATIONS</b>	3-Sided Corner Style Single-Sided
<b>WEIGHT</b>	158 lbs.
<b>VENTING</b>	N/A
<b>INTERIOR</b>	Mirrored Glass
<b>REMOTE CONTROL</b>	E-touch App Control
<b>CERTIFICATION</b>	UL E54813, UL E228455, UL E140692

# PRODUCT OPTIONS & ACCESSORIES

**evoflame**<sup>®</sup>  
**ULTRAHD**

- An LED flame animation projected onto a mirrored background.
- Along the front is a flickering light that is projected across the logs.
- There are lights projected down from the top of the unit to further illuminate the logs.
- The bed is made of chrome with vermiculite glued to it. This surface reflects the flickering lights to give the illusion that it is coming from under the logs.
- Models have an anti-reflective glass front.
- This surface is 70% less reflective and gives the illusion that there is no front glass.
- Can connect to your device through Bluetooth.
- Each unit has a heater with an adjustable thermostat.

*ALL E SERIES ELECTRIC FIREPLACES SHIP AS A 3-SIDED MODEL WITH A CONVERSION KIT TO EASILY TRANSFORM IT INTO A CORNER STYLE OR SINGLE-SIDED UNIT.*

## FIREPLACE MODEL

PRODUCT	ITEM CODE
E72	EV-FP-ESER-72

## OPTIONAL ACCESSORIES

PRODUCT	ITEM CODE
E TABLET	EV-ES-TAB

## FIRE MEDIA

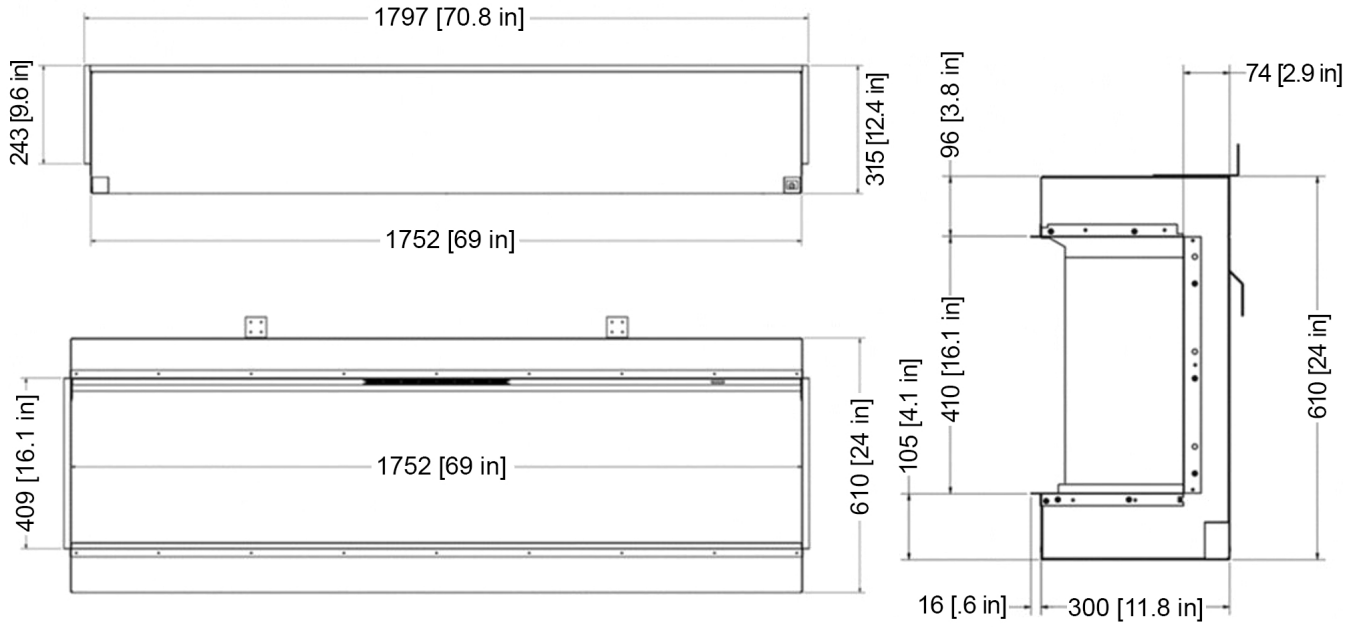


WOODLAND

PRODUCT	ITEM CODE
WOODLAND LOG SET	MDL-FM-WD-01

# CUT SHEET

## E72 3-SIDED

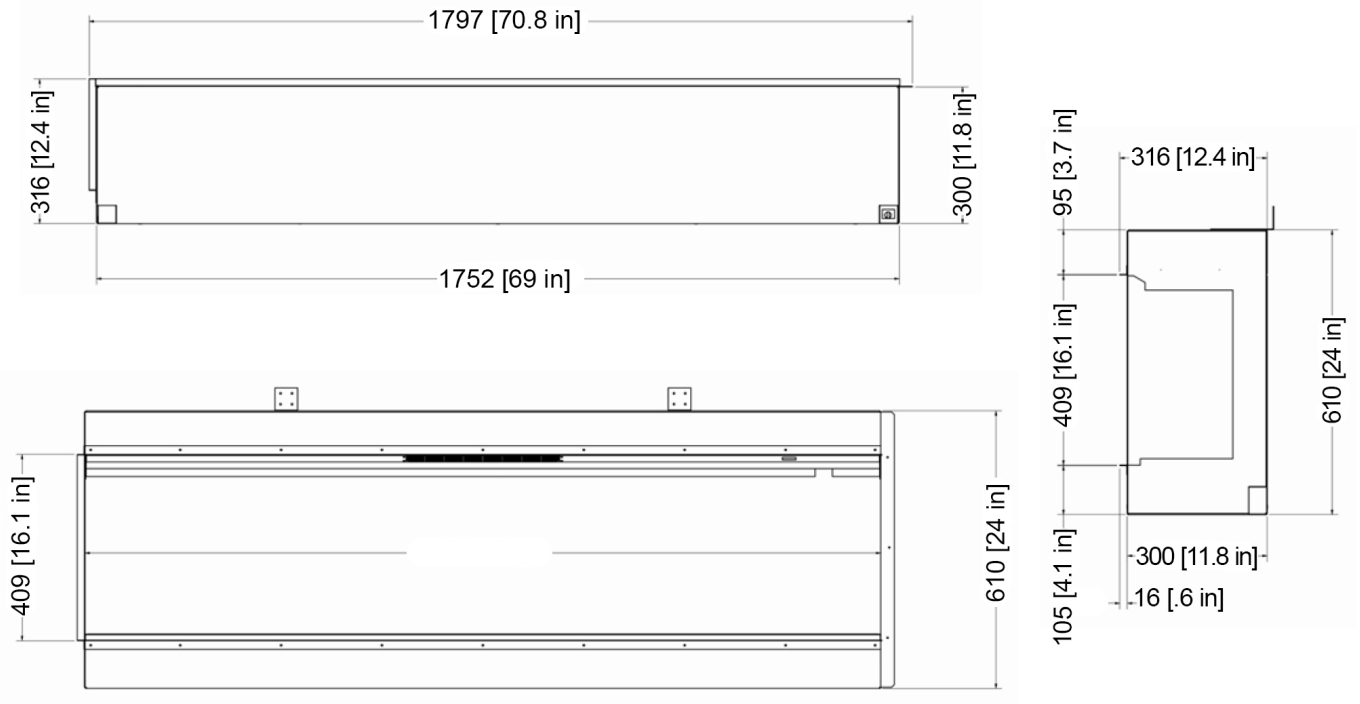


MODEL	HEIGHT	WIDTH	DEPTH
<b>E72</b>	24"	69"	11 13/16"
	610mm	1752mm	300mm

<b>BOXED WEIGHT</b>	<b>UNBOXED WEIGHT</b>
82KG (181lbs)	71.55KG (158lbs)

# CUT SHEET

## E72 CORNER STYLE

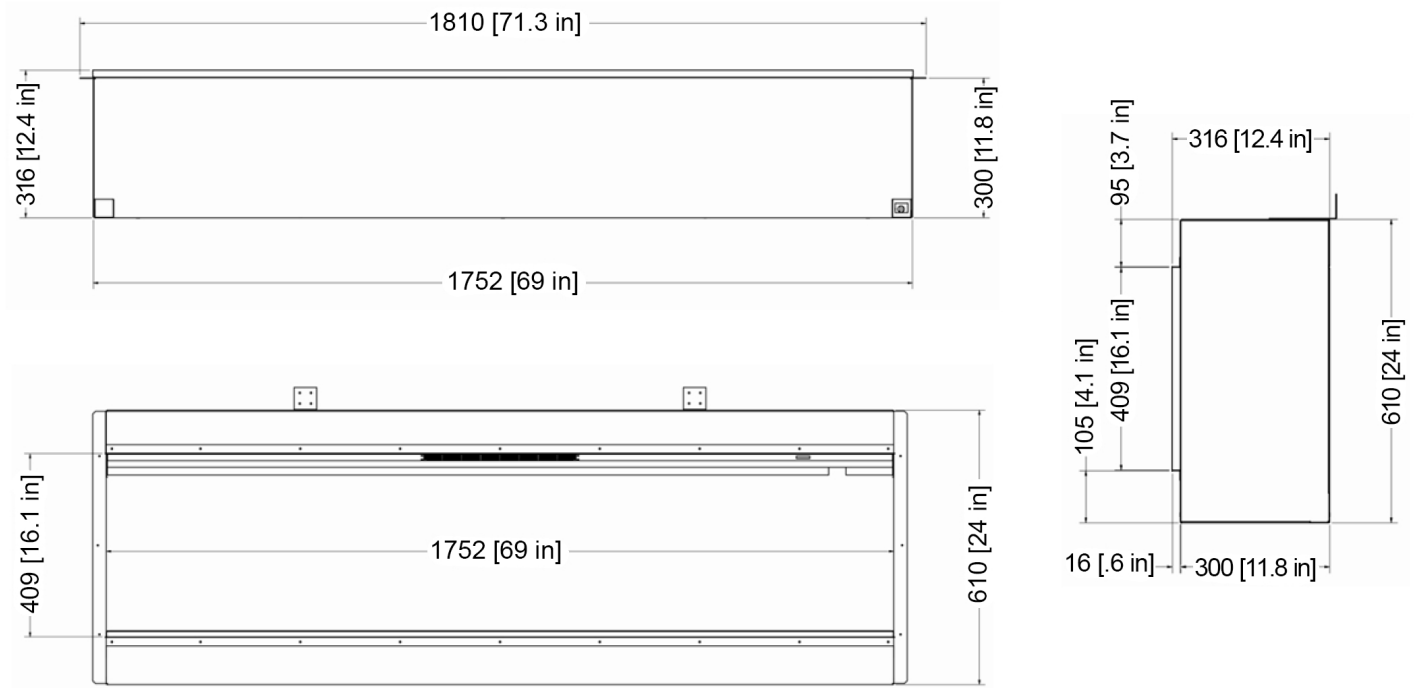


MODEL	HEIGHT	WIDTH	DEPTH
<b>E72</b>	24"	69"	11 13/16"
	610mm	1752mm	300mm

<b>BOXED WEIGHT</b>	<b>UNBOXED WEIGHT</b>
82KG (181lbs)	71.55KG (158lbs)

# CUT SHEET

## E72 SINGLE-SIDED



MODEL	HEIGHT	WIDTH	DEPTH
<b>E72</b>	24"	69"	11 13/16"
	610mm	1752mm	300mm

<b>BOXED WEIGHT</b>	<b>UNBOXED WEIGHT</b>
82KG (181lbs)	71.55KG (158lbs)