

AMERICAN FYRE DESIGNS™

outdoor products collection







AMERICAN FYRE DESIGNS™

Outdoor Products Collection

Homeowners all over the country have come to realize the allure of fire in their backyards. Fire brings warmth, glow and serenity, encouraging us to relax and unwind. An American Fyre Designs™ exterior fire feature will anchor your outdoor living space and turn your patio into an outdoor sanctuary inviting conversation that flows well into the night – even when there is chill in the air.

From Fireplaces perfect for cuddling up under the stars, to Firetables ideal for entertaining, to Firefalls that combine the charm of fire with running water, each product is expertly crafted from innovative glass fiber reinforced concrete (GFRC). GFRC derives its strength from a dosage of alkali-resistant glass fiber and acrylic polymer that results in durable concrete to withstand the outdoor elements. Modularly constructed as easy-to-assemble components, American Fyre Designs™ products fit easily into most backyards, making installation fast and simple.

American Fyre Designs™ products are available in a variety of styles, colors and textures to complement any décor. Warm your outdoor living area with American Fyre Designs™.

Fireplaces

Recessed Option

Fireplaces may be ordered with recessed hearth and/or body to accommodate field cladding in tile, stone, or other veneer. These recessed vertical surfaces are unfinished.



Reduced Cordova Fireplace with slate tile veneer



Mariposa Fireplace with stacked stone veneer

Pictured above: Grand Mariposa Fireplace (868-05-N-SD-xxC) in Sedona Finish with Charred Oak log set (CHDG45-24).

Fireplaces

Create an enticing outdoor setting with the American Fyre Designs™ Outdoor Fireplaces. Expertly handcrafted from innovative glass fiber reinforced concrete (GFRC), a variety of styles, finishes, and options are available to find the right fireplace for your setting.

The Grand Series Fireplaces incorporate wall extension panels to create a more impressive design while keeping the same style and look of the fireplace. Wall extension panels expand upon the body of the Fireplace to create many new decorating opportunities while also providing a beautiful separation to the world behind the fireplace.

Most fireplaces are available in vent-free versions which permit you to locate your fireplace in a lanai or other covered outdoor area.

Feature Highlights

- Modularly constructed as easy-to-assemble components
- Exterior may be recessed to accommodate field cladding in tile, stone, or other veneer
- Most fireplaces available as Vented or Vent-Free
- All Vent-Free fireplaces are blocked at the top and throat of the firebox
- Most Fireplaces include herringbone firebox liners (excluding Brooklyn and Manhattan models)



Grand Cordova Fireplace

Model shown: **882-35-N-CB-xxC*** // Finish: CB, Café Blanco

- Dimensions: 110" w x 41" d x 95" h
- Includes Rectangle Extended Bullnose Hearth

MODEL #	DESCRIPTION
882-35-x-xx-xxC	Vented Fireplace
182-35-x-xx-xxC	Vent-Free Fireplace



Grand Phoenix Fireplace

Model shown: **818-05-N-SD-xxC*** // Finish: SD, Sedona

- Dimensions: 113" w x 36" d x 87" h
- Includes Extended Bullnose Hearth

MODEL #	DESCRIPTION
818-05-x-xx-xxC	Vented Fireplace
118-05-x-xx-xxC	Vent-Free Fireplace



Grand Mariposa Fireplace

Model shown: **868-05-N-SD-xxC*** // Finish: SD, Sedona

- Dimensions: 113" w x 36" d x 67" h
- Includes Extended Bullnose Hearth

MODEL #	DESCRIPTION
868-05-x-xx-xxC	Vented Fireplace
168-05-x-xx-xxC	Vent-Free Fireplace



Grand Petite Cordova Fireplace

Model shown: **865-10-N-SM-xxC*** // Finish: SM, Smoke

- Dimensions: 127" w x 36" d x 84" h
- Includes Extended Bullnose Hearth

MODEL #	DESCRIPTION
865-10-x-xx-xxC	Vented Fireplace
165-10-x-xx-xxC	Vent-Free Fireplace

Fireplace venting options **V** = Vented **VF** = Vent Free

*Vented models shown. See local dealer for information on Vent-Free Fireplaces.

See pages 30 - 33 for available media, page 37 for accessories and page 39 for finish options.



Cordova Fireplace

Model shown: **022-20-N-CB-xxC*** // Finish: CB, Café Blanco

- Dimensions: 76" w x 41" d x 95" h
- Pictured with 16" Rectangle Bullnose Hearth

MODEL #	DESCRIPTION
022-xx-x-xx-xxC	Vented Fireplace
122-xx-x-xx-xxC	Vent-Free Fireplace



Reduced Cordova Fireplace

Model shown: **023-20-N-CB-xxC*** // Finish: CB, Café Blanco

- Dimensions: 76" w x 41" d x 82" h
- Pictured with 16" Rectangle Bullnose Hearth

MODEL #	DESCRIPTION
023-xx-x-xx-xxC	Vented Fireplace
123-xx-x-xx-xxC	Vent-Free Fireplace



Petite Cordova Fireplace

Model shown: **025-01-N-CB-xxC*** // Finish: CB, Café Blanco

- Dimensions: 65" w x 36" d x 84" h
- Pictured with 16" Radioused Bullnose Hearth

MODEL #	DESCRIPTION
025-xx-x-xx-xxC	Vented Fireplace
125-xx-x-xx-xxC	Vent-Free Fireplace



Mariposa Fireplace

Model shown: **073-01-N-CB-xxC*** // Finish: CB, Café Blanco

- Dimensions: 65" w x 36" d x 67" h
- Pictured with 16" Radioused Bullnose Hearth

MODEL #	DESCRIPTION
073-xx-x-xx-xxC	Vented Fireplace
173-xx-x-xx-xxC	Vent-Free Fireplace



Phoenix Fireplace

Model shown: **017-01-N-SM-xxC*** // Finish: SM, Smoke

- Dimensions: 65" w x 36" d x 87" h
- Pictured with 16" Radioused Bullnose Hearth

MODEL #	DESCRIPTION
017-xx-x-xx-xxC	Vented Fireplace
117-xx-x-xx-xxC	Vent-Free Fireplace



Manhattan Fireplace

Model shown: **082-SB-N-SM-LBxC** // Finish: SM, Smoke
// Shelf finish: SB, Smooth Black

- Dimensions: 59" w x 32" d x 42" h
- Includes Mirror Stainless Steel Liner

MODEL #	DESCRIPTION	NG (Btu)	LP (Btu)
082-xx-N-xx-LBxC	Vented Fireplace	45,000	40,000

Propane model is equipped with an access door to house a 5 gal. LP tank inside the unit (not included).

*Vented models shown. See local dealer for information on Vent-Free Fireplaces.

See pages 30 - 33 for available media, page 37 for accessories and page 39 for finish options.

Fireplace venting options  = Vented  = Vent Free



Contractor's Model Fireplace

Model shown: **040-11-A-WC-RBC*** // Finish: WC, White Concrete

- Dimensions: 67" w x 37" d x 96" h
- Add your own stone veneer for a custom look
- Available in White Concrete (WC) only

MODEL #	DESCRIPTION
040-11-A-WC-RBC	Vented Fireplace
140-11-A-WC-RBC	Vent-Free Fireplace



Contractor's Model w/ Moulding

Model shown: **045-11-A-WC-RBC*** // Finish: WC, White Concrete

- Dimensions: 67" w x 37" d x 91" h
- Add your own stone veneer for a custom look
- Available in White Concrete (WC) Only

MODEL #	DESCRIPTION
045-11-A-WC-RBC	Vented Fireplace
145-11-A-WC-RBC	Vent-Free Fireplace



NEW!

Brooklyn Fireplace

Model shown: **050-CG-N-SP-xxC*** // Mantel finish: SP, Silver Pine

- Overall Dimensions: 68" w x 38" d x 68½" h
- Mantel Dimensions: 68" w x 7" d x 7" h
- "Board-Form" texture on face and hearth sections
- Smooth black interior firebox liners
- Body available in Concrete Grey (CG) finish only

MODEL #	DESCRIPTION	MANTEL COLOR
050-CG-N-FO-xxC	Vented Fireplace	French Barrel Oak
150-CG-N-FO-xxC	Vent-Free Fireplace	French Barrel Oak
050-CG-N-SP-xxC	Vented Fireplace	Silver Pine
150-CG-N-SP-xxC	Vent-Free Fireplace	Silver Pine



NEW!

Brooklyn Smooth Fireplace

Model shown: **060-CG-N-FO-xxC*** // Mantel finish: FO, French Barrel Oak

- Overall Dimensions: 68" w x 38" d x 68½" h
- Mantel Dimensions: 68" w x 7" d x 7" h
- Add your own stone veneer for a custom look
- Smooth black interior firebox liners
- Body available in Concrete Grey (CG) finish only

MODEL #	DESCRIPTION	MANTEL COLOR
060-CG-N-FO-xxC	Vented Fireplace	French Barrel Oak
160-CG-N-FO-xxC	Vent-Free Fireplace	French Barrel Oak
060-CG-N-SP-xxC	Vented Fireplace	Silver Pine
160-CG-N-SP-xxC	Vent-Free Fireplace	Silver Pine



Contractor's Model Fireplace with stone veneer

The Contractor's Model comes with an unfinished surface to customize the exterior in your choice of surface veneer.

Fireplace venting options **V** = Vented **VF** = Vent Free

Firefalls



Glass Wind Guards included with all Firefalls

Pictured above: Small Firefall (690-BA-12-V5xC) in Black Lava Finish with Gold Reflective Fyre Glass (GL-xx-HR).

Firefalls

The Firefalls feature cascading water down the backdrop, dancing flames in the front, and the new Night Fyre™ multi-color L.E.D. accent lighting to spotlight the water.

Available in both a large and a small size; the large features an arched upper mantle and recessed side panels, while the small has a flat top. This piece is handcrafted from glass fiber reinforced concrete (GFRC) and comes in a variety of different colors and textures.

Feature Highlights

- Handcrafted from innovative Glass Fiber Reinforced Concrete (GFRC)
- Cascading water feature
- Night Fyre™ multi-color L.E.D. accent lighting standard on all firefalls
- Artisan Glass Small Pebbles option for back wall
- Glass Wind Guard included with all Firefalls
- Large Firefalls have access door to accommodate a 5 gal. LP tank inside the unit (tank not included)
- Available for Natural Gas or Propane



New Firefalls with Night Fyre L.E.D. accent lighting



Large Firefalls w/ Night Fyre

Model shown: 695-SD-12-V5xC // Finish: SD, Sedona

- Dimensions: 65" w x 27¾" d x 73" h
- Night Fyre™ multi-color L.E.D. accent lighting
- Includes Glass Wind Guard
- Accepts a 5 gal. LP tank inside the unit (not included)

MODEL #	VALVE	WALL	NG (Btu)	LP (Btu)
695-xx-12-V5xC	Knob	Brick Pattern	45,000	45,000
695-xx-12-K5xC	Key	Brick Pattern	45,000	45,000
695-xx-52-V5xC	Knob	Artisan Glass	45,000	45,000
695-xx-52-K5xC	Key	Artisan Glass	45,000	45,000



Artisan Glass Small Pebbles option for back wall available



Small Firefall w/ Night Fyre

Model shown: 690-BA-12-V5xC // Finish: BA, Black Lava

- Dimensions: 47½" w x 25¾" d x 51½" h
- Night Fyre™ multi-color L.E.D. accent lighting
- Includes Glass Wind Guard

MODEL #	VALVE	WALL	NG (Btu)	LP (Btu)
690-xx-12-V5xC	Knob	Brick Pattern	35,000	35,000
690-xx-12-K5xC	Key	Brick Pattern	35,000	35,000
690-xx-52-V5xC	Knob	Artisan Glass	35,000	35,000
690-xx-52-K5xC	Key	Artisan Glass	35,000	35,000

Firefalls include water reservoir, PVC piping, pump, low voltage transformer/timer, and LED lights.

Chat Height Firetables

Firetables

Our Chat Height Firetables create the perfect ambiance for enjoying an outdoor meal or cocktail while also keeping you warm from the evening chill.

Fuel options include Natural Gas or self-contained Propane tank (most include a removable door to house a 5 gallon Propane tank inside). Handcrafted from glass fiber reinforced concrete (GFRC).

NEW!

Night Fyre™

Optional multi-color L.E.D. accent lighting



(Available on Contempo Square, Contempo Rectangle, and all Cosmopolitan firetables only)

Glass Wind Guards

Available for most Firetables (see pg. 38)



Pictured above: Fiesta Firetable (770-SD-11-V2xC) in Sedona Finish with Copper Reflective Fyre Glass (2-GL-10-QR).

Feature Highlights

- Handcrafted from innovative Glass Fiber Reinforced Concrete (GFRC)
- Stainless steel burners
- Optional 110V All Weather Electronic Ignition System (AWEIS) with remote (Available on Contempo, Versailles, Cosmopolitan, & Milan firetables only)
- Optional Night Fyre™ multi-color L.E.D. accent lighting (Available on Contempo Square, Contempo Rectangle, and all Cosmopolitan Firetables only)
- Access door to accommodate a 5 gal. Propane tank inside the unit (Excluding Contempo, Versailles, Calais, & Milan Firetables)
- Adjustable flame height for comfortable dining
- Available for Natural Gas or Propane



Lotus Firetable*

Model shown: **653-CB-11-V2xC** // Finish: CB, Café Blanco

- Dimensions: 48" diameter x 20" h
- 12" star stainless steel burner

MODEL #	DESCRIPTION	NG (Btu)	LP (Btu)
653-xx-11-V2xC	w/ Knob valve	60,000	50,000
653-xx-11-K2xC	w/ Key valve	60,000	50,000



Contempo Round Firetable *

Model shown: **782-SM-11-V2xC** // Finish: SM, Smoke

- Dimensions: 47" diameter x 15½" h
- 12" star stainless steel burner

MODEL #	DESCRIPTION	NG (Btu)	LP (Btu)
782-xx-11-V2xC	w/ Knob valve	60,000	50,000
782-xx-11-K2xC	w/ Key valve	60,000	50,000
782-xx-11-F2xC	w/ AWEIS valve†	90,000	80,000



Contempo Square Firetable*

Model shown: **784-SM-11-V2xC** // Finish: SM, Smoke

- Dimensions: 44" w x 44" d x 15½" h
- 12" star stainless steel burner

MODEL #	DESCRIPTION	NG (Btu)	LP (Btu)
784-xx-11-V2xC	w/ Knob valve	60,000	50,000
784L-xx-11-V2xC	w/ Knob & Night Fyre	60,000	50,000
784-xx-11-K2xC	w/ Key valve	60,000	50,000
784L-xx-11-K2xC	w/ Key & Night Fyre	60,000	50,000
784-xx-11-F2xC	w/ AWEIS valve†	90,000	80,000
784L-xx-11-F2xC	w/ AWEIS & Night Fyre†	90,000	80,000




Contempo Rectangle Firetable*

Model shown: **783L-WA-11-V4xC** (w/ Night Fyre) // Finish: WA, White Aspen

- Dimensions: 52" w x 36" d x 15½" h
- 24" linear stainless steel burner

MODEL #	DESCRIPTION	NG (Btu)	LP (Btu)
783-xx-11-V4xC	w/ Knob valve	60,000	50,000
783L-xx-11-V4xC	w/ Knob & Night Fyre	60,000	50,000
783-xx-11-K4xC	w/ Key valve	60,000	50,000
783L-xx-11-K4xC	w/ Key & Night Fyre	60,000	50,000
783-xx-11-F4xC	w/ AWEIS valve†	90,000	80,000
783L-xx-11-F4xC	w/ AWEIS & Night Fyre†	90,000	80,000



All Weather Electronic Ignition System

All Weather Electronic Ignition System (AWEIS) includes Hot Surface Ignition, on/off remote control and was developed to operate in harsh weather conditions. This is the most reliable ignition system in the industry. (Available on Contempo, Versailles, Cosmopolitan, & Milan firetables only)

* Cannot accommodate a Propane tank inside the unit, see page 38 for tank housing options.

† Contempo firetables with All Weather Electronic Ignition System (AWEIS) include remote control, Glass Wind Guard, and require 120V AC power.

See pages 30 - 33 for available media, pages 34, 35, & 38 for accessories and page 39 for finish options.



Amphora Firetable

Model shown: **610-SM-11-V2xC** // Finish: SM, Smoke

- Dimensions: 48" diameter x 24" h
- 12" star stainless steel burner
- Accepts a 5 gal. LP tank inside the unit (not included)

MODEL #	DESCRIPTION	NG (Btu)	LP (Btu)
610-xx-11-V2xC	w/ Knob valve	60,000	50,000
610-xx-11-K2xC	w/ Key valve	60,000	50,000



Inverted Firetable

Model shown: **629-SD-11-V2xC** // Finish: SD, Sedona

- Dimensions: 48" diameter x 24" h
- 12" star stainless steel burner
- Accepts a 5 gal. LP tank inside the unit (not included)

MODEL #	DESCRIPTION	NG (Btu)	LP (Btu)
629-xx-11-V2xC	w/ Knob valve	60,000	50,000
629-xx-11-K2xC	w/ Key valve	60,000	50,000



Octagon Firetable

Model shown: **626-CB-11-V2xC** // Finish: CB, Café Blanco

- Dimensions: 54" diameter x 24" h
- 12" star stainless steel burner
- Accepts a 5 gal. LP tank inside the unit (not included)

MODEL #	DESCRIPTION	NG (Btu)	LP (Btu)
626-xx-11-V2xC	w/ Knob valve	60,000	50,000
626-xx-11-K2xC	w/ Key valve	60,000	50,000



Fiesta Firetable

Model shown: **770-SD-11-V2xC** // Finish: SD, Sedona

- Dimensions: 54" diameter x 25" h
- 12" star stainless steel burner
- Accepts a 5 gal. LP tank inside the unit (not included)
- Fiesta Firetables include nylon cover for LP tank

MODEL #	DESCRIPTION	NG (Btu)	LP (Btu)
770-xx-11-V2xC	w/ Knob valve	60,000	50,000
770-xx-11-K2xC	w/ Key valve	60,000	50,000



Calais Oval Firetable*

Model shown: **759-WA-11-V4xC** // Finish: WA, White Aspen

- Dimensions: 60" w x 36" d x 18" h
- 24" linear stainless steel burner

MODEL #	DESCRIPTION	NG (Btu)	LP (Btu)
759-xx-11-V4xC	w/ Knob valve	60,000	50,000
759-xx-11-K4xC	w/ Key valve	60,000	50,000



Versailles Firetable*

Model shown: **744-SM-11-V6xC** // Finish: SM, Smoke

- Dimensions: 54" diameter x 16" h
- 16" star stainless steel burner

MODEL #	DESCRIPTION	NG (Btu)	LP (Btu)
744-xx-11-V6xC	w/ Knob valve	65,000	60,000
744-xx-11-K6xC	w/ Key valve	65,000	60,000
744-xx-11-F6xC	w/ AWEIS valve†	140,000	140,000

*Cannot accommodate a Propane tank inside the unit, see page 38 for tank housing options.



Cosmopolitan Round Firetable

Model shown: **645-BA-11-V2xC** // Finish: BA, Black Lava

- Dimensions: 48" diameter x 24" h
- 12" star stainless steel burner
- Accepts a 5 gal. LP tank inside the unit (not included)

MODEL #	DESCRIPTION	NG (Btu)	LP (Btu)
645-xx-11-V2xC	w/ Knob valve	60,000	50,000
645L-xx-11-V2xC	w/ Knob & Night Fyre	60,000	50,000
645-xx-11-K2xC	w/ Key valve	60,000	50,000
645L-xx-11-K2xC	w/ Key & Night Fyre	60,000	50,000
645-xx-11-F2xC	w/ AWEIS valve†	90,000	80,000
645L-xx-11-F2xC	w/ AWEIS & Night Fyre†	90,000	80,000



Cosmopolitan Square Firetable

Model shown: **640-SM-11-V2xC** // Finish: SM, Smoke

- Dimensions: 36" w x 36" d x 24" h
- 12" star stainless steel burner
- Accepts a 5 gal. LP tank inside the unit (not included)

MODEL #	DESCRIPTION	NG (Btu)	LP (Btu)
640-xx-11-V2xC	w/ Knob valve	60,000	50,000
640L-xx-11-V2xC	w/ Knob & Night Fyre	60,000	50,000
640-xx-11-K2xC	w/ Key valve	60,000	50,000
640L-xx-11-K2xC	w/ Key & Night Fyre	60,000	50,000
640-xx-11-F2xC	w/ AWEIS valve†	90,000	80,000
640L-xx-11-F2xC	w/ AWEIS & Night Fyre†	90,000	80,000



Cosmopolitan Rectangle Firetable

Model shown: **635-SM-11-V4xC** // Finish: SM, Smoke

- Dimensions: 54" w x 36" d x 24" h
- 24" linear stainless steel burner
- Accepts a 5 gal. LP tank inside the unit (not included)

MODEL #	DESCRIPTION	NG (Btu)	LP (Btu)
635-xx-11-V4xC	w/ Knob valve	60,000	50,000
635L-xx-11-V4xC	w/ Knob & Night Fyre	60,000	50,000
635-xx-11-K4xC	w/ Key valve	60,000	50,000
635L-xx-11-K4xC	w/ Key & Night Fyre	60,000	50,000
635-xx-11-F4xC	w/ AWEIS valve†	90,000	80,000
635L-xx-11-F4xC	w/ AWEIS & Night Fyre†	90,000	80,000



Voro Firetable

Model shown: **725-BA-11-V2xC** // Finish: BA, Black Lava

- Dimensions: 36" w x 36" d x 24" h
- 12" star stainless steel burner
- Accepts a 5 gal. LP tank inside the unit (not included)

MODEL #	DESCRIPTION	NG (Btu)	LP (Btu)
725-xx-11-V2xC	w/ Knob valve	60,000	50,000
725-xx-11-K2xC	w/ Key valve	60,000	50,000



Voro Cube

Model shown: **726-BA-11-V2xC** // Finish: BA, Black Lava

- Dimensions: 25½" w x 25½" d x 22¾" h
- 12" star stainless steel burner
- Accepts a 5 gal. LP tank inside the unit (not included)

MODEL #	DESCRIPTION	NG (Btu)	LP (Btu)
726-xx-11-V2xC	w/ Knob valve	60,000	50,000
726-xx-11-K2xC	w/ Key valve	60,000	50,000



Milan Linear Firetable*

Model shown: **215-BA-11-F8xC** (Tall version) // Finish: BA, Black Lava

- 48" linear stainless steel burner
- 110V All Weather Electronic Ignition System (AWEIS)
- Includes remote control and glass wind guard

MODEL #	TYPE	DIMENSIONS	NG (Btu)	LP (Btu)
215-xx-11-F8xC	Tall	72" w x 16" d x 32" h	120,000	110,000
216-xx-11-F8xC	Low	72" w x 16" d x 16" h	120,000	110,000

† Firetables with All Weather Electronic Ignition System (AWEIS) include remote control, Glass Wind Guard, and require 120V AC power.

Dining Firetables



Pictured Above: Reclaimed Wood Cosmo Square Dining Firetable (642-BA-FO-V6xC) with French Barrel Oak top and Beachwood Logs w/ Stones (OCBW-34).

Dining Firetables

Our Dining Firetables create the perfect ambiance for enjoying an outdoor meal or cocktail while also keeping you warm from the evening chill.

Handcrafted from glass fiber reinforced concrete (GFRC), all Dining Firetables provide access to house a 5 gallon Propane tank inside. Fuel options include Natural Gas or Propane.

Glass Wind Guards

Available for most Firetables (see pg. 38)



All Weather Electronic Ignition System

All Weather Electronic Ignition System (AWEIS) includes Hot Surface Ignition, on/off remote control and was developed to operate in harsh weather conditions. This is the most reliable ignition system in the industry. (Available on Cosmo Square Dining firetable only)

Feature Highlights

- Handcrafted from innovative Glass Fiber Reinforced Concrete (GFRC)
- Stainless steel burners
- Optional 110V All Weather Electronic Ignition System (AWEIS) with remote (Available on Cosmo Square Dining firetable only)
- Optional Night Fyre™ multi-color L.E.D. accent lighting (Available on Cosmo Square Dining only)
- Access door to accommodate a 5 gal. Propane tank inside the unit (tank not included)
- Adjustable flame height for comfortable dining
- Available for Natural Gas or Propane



Cosmopolitan Square Din. Firetable

Model shown: **642-SM-11-V6xC** // Finish: SM, Smoke

- Dimensions: 60" w x 60" d x 29" h
- 16" star stainless steel burner
- Models with AWEIS include a Glass Wind Guard
- Accepts a 5 gal. LP tank inside the unit (not included)

MODEL #	DESCRIPTION	NG (Btu)	LP (Btu)
642-xx-11-V6xC	w/ Knob valve	65,000	60,000
642L-xx-11-V6xC	w/ Knob & Night Fyre	65,000	60,000
642-xx-11-K6xC	w/ Key valve	65,000	60,000
642L-xx-11-K6xC	w/ Key & Night Fyre	65,000	60,000
642-xx-11-F6xC	w/ AWEIS valve†	110,000	110,000
642L-xx-11-F6xC	w/ AWEIS & Night Fyre†	110,000	110,000



Inverted Dining Firetable

Model shown: **675-CB-11-V2xC** // Finish: CB, Café Blanco

- Dimensions: 60" diameter x 29" h
- 12" star stainless steel burner
- Accepts a 5 gal. LP tank inside the unit (not included)

MODEL #	DESCRIPTION	NG (Btu)	LP (Btu)
675-xx-11-V2xC	w/ Knob valve	60,000	50,000
675-xx-11-K2xC	w/ Key valve	60,000	50,000



Fiesta Dining Firetable

Model shown: **775-SD-11-V2xC** // Finish: SD, Sedona

- Dimensions: 54" diameter x 28" h
- 12" star stainless steel burner
- Accepts a 5 gal. LP tank inside the unit (not included)
- Fiesta Firetables include nylon cover for LP tank

MODEL #	DESCRIPTION	NG (Btu)	LP (Btu)
775-xx-11-V2xC	w/ Knob valve	60,000	50,000
775-xx-11-K2xC	w/ Key valve	60,000	50,000

† Cosmo Din. firetable with All Weather Electronic Ignition System (AWEIS) include remote control, Glass Wind Guard, and require 120V AC power.

See pages 30 - 33 for available media, pages 34, 35, & 38 for accessories and page 39 for finish options.

Reclaimed Wood Collection

Silver Pine
Finish (SP)

French Barrel Oak
Finish (FO)

Pictured above: Reclaimed Wood Cosmopolitan Round Firetable [645-BA-FO(-SP)-V2xC] with Black Lava Base and Greige Creekstones (CSTN-20-G).



Reclaimed Wood Cosmo Sq. Dining

Model shown: **642-BA-FO-V6xC** // Table top: FO, French Barrel Oak

- Dimensions: 60" w x 60" d x 29" h
- 16" star stainless steel burner
- Accepts a 5 gal. LP tank inside the unit (not included)

MODEL #	DESCRIPTION	NG (Btu)	LP (Btu)
642-BA-xx-V6xC	w/ Knob valve	65,000	60,000
642L-BA-xx-V6xC	w/ Knob & Night Fyre	65,000	60,000
642-BA-xx-K6xC	w/ Key valve	65,000	60,000
642L-BA-xx-K6xC	w/ Key & Night Fyre	65,000	60,000
642-BA-xx-F6xC	w/ AWEIS valve†	110,000	110,000
642L-BA-xx-F6xC	w/ AWEIS & Night Fyre†	110,000	110,000

Replace "xx" with table top code: **FO**, French Barrel Oak // **SP**, Silver Pine.



Reclaimed Wood Bordeaux Sq. Fire Bowl*

Model shown: **430-FO-FO-V6xC** // Finish: FO, French Barrel Oak

- Dimensions: 36" w x 36" d x 15¼" h
- 16" star stainless steel burner

MODEL #	DESCRIPTION	NG (Btu)	LP (Btu)
430-xx-xx-V6xC	w/ Knob valve	65,000	60,000
430-xx-xx-K6xC	w/ Key valve	65,000	60,000

Replace "xx" with finish code: **FO**, French Barrel Oak // **SP**, Silver Pine.



Reclaimed Wood Cosmo Round

Model shown: **645-BA-SP-V2xC** // Table top: SP, Silver Pine

- Dimensions: 48" diameter x 24" h
- 12" star stainless steel burner
- Accepts a 5 gal. LP tank inside the unit (not included)

MODEL #	DESCRIPTION	NG (Btu)	LP (Btu)
645-BA-xx-V2xC	w/ Knob valve	60,000	50,000
645L-BA-xx-V2xC	w/ Knob & Night Fyre	60,000	50,000
645-BA-xx-K2xC	w/ Key valve	60,000	50,000
645L-BA-xx-K2xC	w/ Key & Night Fyre	60,000	50,000
645-BA-xx-F2xC	w/ AWEIS valve†	90,000	80,000
645L-BA-xx-F2xC	w/ AWEIS & Night Fyre†	90,000	80,000

Replace "xx" with table top code: **FO**, French Barrel Oak // **SP**, Silver Pine.



Reclaimed Wood Cosmo Square

Model shown: **640L-BA-SP-V2xC** (w/ Night Fyre) // Table top: SP, Silver Pine

- Dimensions: 36" w x 36" d x 24" h
- 12" star stainless steel burner
- Accepts a 5 gal. LP tank inside the unit (not included)

MODEL #	DESCRIPTION	NG (Btu)	LP (Btu)
640-BA-xx-V2xC	w/ Knob valve	60,000	50,000
640L-BA-xx-V2xC	w/ Knob & Night Fyre	60,000	50,000
640-BA-xx-K2xC	w/ Key valve	60,000	50,000
640L-BA-xx-K2xC	w/ Key & Night Fyre	60,000	50,000
640-BA-xx-F2xC	w/ AWEIS valve†	90,000	80,000
640L-BA-xx-F2xC	w/ AWEIS & Night Fyre†	90,000	80,000

Replace "xx" with table top code: **FO**, French Barrel Oak // **SP**, Silver Pine.



Reclaimed Wood Cosmo Rectangle

Model shown: **635-BA-FO-V4xC** // Table top: FO, French Barrel Oak

- Dimensions: 54" w x 36" d x 24" h
- 24" linear stainless steel burner
- Accepts a 5 gal. LP tank inside the unit (not included)

MODEL #	DESCRIPTION	NG (Btu)	LP (Btu)
635-BA-xx-V4xC	w/ Knob valve	60,000	50,000
635L-BA-xx-V4xC	w/ Knob & Night Fyre	60,000	50,000
635-BA-xx-K4xC	w/ Key valve	60,000	50,000
635L-BA-xx-K4xC	w/ Key & Night Fyre	60,000	50,000
635-BA-xx-F4xC	w/ AWEIS valve†	90,000	80,000
635L-BA-xx-F4xC	w/ AWEIS & Night Fyre†	90,000	80,000

Replace "xx" with table top code: **FO**, French Barrel Oak // **SP**, Silver Pine.



Reclaimed Wood Contempo Round*

Model shown: **782-BA-FO-V2xC** // Table top: FO, French Barrel Oak

- Dimensions: 47" diameter x 15½" h
- 12" star stainless steel burner

MODEL #	DESCRIPTION	NG (Btu)	LP (Btu)
782-BA-xx-V2xC	w/ Knob valve	60,000	50,000
782-BA-xx-K2xC	w/ Key valve	60,000	50,000
782-BA-xx-F2xC	w/ AWEIS valve†	90,000	80,000

Replace "xx" with table top code: **FO**, French Barrel Oak // **SP**, Silver Pine.



Reclaimed Wood Contempo Square*

Model shown: **784-BA-FO-V2xC** // Table top: FO, French Barrel Oak

- Dimensions: 44" w x 44" d x 15½" h
- 12" star stainless steel burner

MODEL #	DESCRIPTION	NG (Btu)	LP (Btu)
784-BA-xx-V2xC	w/ Knob valve	60,000	50,000
784-BA-xx-K2xC	w/ Key valve	60,000	50,000
784-BA-xx-F2xC	w/ AWEIS valve†	90,000	80,000

Replace "xx" with table top code: **FO**, French Barrel Oak // **SP**, Silver Pine.



Reclaimed Wood Contempo Rectangle*

Model shown: **783-BA-SP-V4xC** // Table top: SP, Silver Pine

- Dimensions: 52" w x 36" d x 15½" h
- 24" linear stainless steel burner

MODEL #	DESCRIPTION	NG (Btu)	LP (Btu)
783-BA-xx-V4xC	w/ Knob valve	60,000	50,000
783-BA-xx-K4xC	w/ Key valve	60,000	50,000
783-BA-xx-F4xC	w/ AWEIS valve†	90,000	90,000

Replace "xx" with table top code: **FO**, French Barrel Oak // **SP**, Silver Pine.

† Firetables with All Weather Electronic Ignition System (AWEIS) include remote control, Glass Wind Guard, and require 120V AC power.

* Cannot accommodate a Propane tank inside the unit, see page 38 for matching tank housing options.

See pages 30 - 33 for available media and pages 34, 35, & 38 for accessories.

Fire Bowls

A large, round, light-colored fire bowl is the central focus, filled with dark, reflective glass and a bright fire. It sits on a bed of small, multi-colored pebbles. Behind it is a rustic stone wall with three cushions: a solid olive green one, a white one with a red and grey floral pattern, and a solid mustard yellow one. The scene is lit with warm, ambient light, suggesting an evening setting.

Pictured above: 36" Fire Bowl (732-CB-11-V6xC) in Café Blanco Finish with Copper Reflective Fyre Glass (2-GL-40-QR).


Fire Bowls

American Fyre Designs™ Fire Bowls are the hottest trend right now because of their simple, contemporary design and versatility of uses. With a variety of different styles and sizes, these Fire Bowls are easily incorporated into any style or size of outdoor space.

Handcrafted from glass fiber reinforced concrete (GFRC), the Fire Bowls come in a variety of different colors and textures. Choose Natural Gas or Propane.

Feature Highlights

- Contemporary design
- Handcrafted from innovative Glass Fiber Reinforced Concrete (GFRC)
- Stainless steel burners
- Optional 110V All Weather Electronic Ignition System (AWEIS) with remote available on most fire bowls
- Available for Natural Gas or Propane



All Weather Electronic Ignition System

All Weather Electronic Ignition System (AWEIS) includes Hot Surface Ignition, on/off remote control and was developed to operate in harsh weather conditions. This is the most reliable ignition system in the industry. (Available on most fire bowl models)



48" Fire Bowl*

Model shown: **731-CB-11-V6xC** // Finish: CB, Café Blanco

- Dimensions: 48" diameter x 22" h
- 16" star stainless steel burner
- Accepts a 5 gal. LP tank inside the unit (not included)

MODEL #	DESCRIPTION	NG (Btu)	LP (Btu)
731-xx-11-V6xC	w/ Knob valve	65,000	60,000
731-xx-11-K6xC	w/ Key valve	65,000	60,000
731-xx-11-F6xC	w/ AWEIS valve†	140,000	140,000



36" Fire Bowl*

Model shown: **732-SD-11-V6xC** // Finish: SD, Sedona

- Dimensions: 36" diameter x 16" h
- 16" star stainless steel burner

MODEL #	DESCRIPTION	NG (Btu)	LP (Btu)
732-xx-11-V6xC	w/ Knob valve	65,000	60,000
732-xx-11-K6xC	w/ Key valve	65,000	60,000
732-xx-11-F6xC	w/ AWEIS valve†	140,000	140,000

*Cannot accommodate a Propane tank inside the unit, see page 38 for matching tank housing options.

†Fire Bowls with All Weather Electronic Ignition System (AWEIS) include remote control and require 120V AC power.



32" Fire Bowl*

Model shown: **733-SM-11-V6xC** // Finish: SM, Smoke

- Dimensions: 32" diameter x 16" h
- 16" star stainless steel burner

MODEL #	DESCRIPTION	NG (Btu)	LP (Btu)
733-xx-11-V6xC	w/ Knob valve	65,000	60,000
733-xx-11-K6xC	w/ Key valve	65,000	60,000
733-xx-11-F6xC	w/ AWEIS valve†	140,000	140,000

See pages 30 - 33 for available media, pages 34, 35, & 38 for accessories and page 39 for finish options.

Bordeaux, Cannes, & Lyon Fire Bowls



Pictured above: Bordeaux Rectangle Fire Bowl (435-SM-11-V4xC) in Smoke Finish with Lava Granules (LF-10 x 3), Mixed Creekstones (CSTN-20-CG), and Desert Sage Branches (BDS-2).




Bordeaux Rectangle Fire Bowl*

Model shown: **435-SM-11-V4xC** // Finish: SM, Smoke

- Dimensions: 50" w x 30" d x 16¼" h
- 24" linear stainless steel burner

MODEL #	DESCRIPTION	NG (Btu)	LP (Btu)
435-xx-11-V4xC	w/ Knob valve	60,000	50,000
435-xx-11-K4xC	w/ Key valve	60,000	50,000
435-xx-11-F4xC	w/ AWEIS valve†	90,000	80,000



All Weather Electronic Ignition System

All Weather Electronic Ignition System (AWEIS) includes Hot Surface Ignition, on/off remote control and was developed to operate in harsh weather conditions. This is the most reliable ignition system in the industry. (Available on Bordeaux Rectangle Fire Bowl only)



Bordeaux Square Fire Bowl*

Model shown: **430-CB-11-V6xC** // Finish: CB, Café Blanco

- Dimensions: 36" w x 36" d x 15¼" h
- 16" star stainless steel burner

MODEL #	DESCRIPTION	NG (Btu)	LP (Btu)
430-xx-11-V6xC	w/ Knob valve	65,000	60,000
430-xx-11-K6xC	w/ Key valve	65,000	60,000



Cannes Round Cone Bowl*

Model shown: **410-CB-11-V6xC** // Finish: CB, Café Blanco

- Dimensions: 36" diameter x 11¼" h
- 16" star stainless steel burner

MODEL #	DESCRIPTION	NG (Btu)	LP (Btu)
410-xx-11-V6xC	w/ Knob valve	65,000	60,000
410-xx-11-K6xC	w/ Key valve	65,000	60,000



Lyon Square Pyramid Bowl*

Model shown: **420-BA-11-V6xC** // Finish: BA, Black Lava

- Dimensions: 36" w x 36" d x 12¾" h
- 16" star stainless steel burner

MODEL #	DESCRIPTION	NG (Btu)	LP (Btu)
420-xx-11-V6xC	w/ Knob valve	65,000	60,000
420-xx-11-K6xC	w/ Key valve	65,000	60,000



Bordeaux Petite Square Fire Bowl*

Model shown: **431-SD-11-V6xC** // Finish: SD, Sedona

- Dimensions: 30" w x 30" d x 12¼" h
- 16" star stainless steel burner

MODEL #	DESCRIPTION	NG (Btu)	LP (Btu)
431-xx-11-V6xC	w/ Knob valve	65,000	60,000
431-xx-11-K6xC	w/ Key valve	65,000	60,000



Cannes Petite Round Cone Bowl*

Model shown: **411-BA-11-V6xC** // Finish: BA, Black Lava

- Dimensions: 30" diameter x 10" h
- 16" star stainless steel burner

MODEL #	DESCRIPTION	NG (Btu)	LP (Btu)
411-xx-11-V6xC	w/ Knob valve	65,000	60,000
411-xx-11-K6xC	w/ Key valve	65,000	60,000



Lyon Petite Square Pyramid Bowl*

Model shown: **421-CB-11-V6xC** // Finish: CB, Café Blanco

- Dimensions: 30" w x 30" d x 10¼" h
- 16" star stainless steel burner

MODEL #	DESCRIPTION	NG (Btu)	LP (Btu)
421-xx-11-V6xC	w/ Knob valve	65,000	60,000
421-xx-11-K6xC	w/ Key valve	65,000	60,000

*Cannot accommodate a Propane tank inside the unit, see page 38 for matching tank housing options.

† Fire Bowls with All Weather Electronic Ignition System (AWEIS) include remote control and require 120V AC power.

See pages 30 - 33 for available media, pages 34, 35, & 38 for accessories and page 39 for finish options.

Marseille & Versailles Fire Bowls

Marseille & Versailles Fire Bowls

The Marseille and Versailles Fire Bowls feature a low profile design and a wide opening to accommodate more and varied fire media. Handcrafted from glass fiber reinforced concrete (GFRC), these contemporary Fire Bowls come in a variety of different colors and textures. Fuel options include Natural Gas or Propane.

Three sizes are also available with a water spout to combine running water with dancing flames (plumbing must be locally supplied).

Feature Highlights

- Contemporary design
- Handcrafted from innovative Glass Fiber Reinforced Concrete (GFRC)
- 16" stainless steel burner
- Optional 110V All Weather Electronic Ignition System (AWEIS) with remote
- Available for Natural Gas or Propane

Also available, not shown:

24" Marseille Fire Bowl*

- Dimensions: 24" diameter x 6½" h
- 12" star stainless steel burner

MODEL #	DESCRIPTION	NG (Btu)	LP (Btu)
755-xx-11-V2xC	w/ Knob valve	60,000	50,000
755-xx-11-K2xC	w/ Key valve	60,000	50,000

24" Versailles Fire Bowl*

- Dimensions: 24" diameter x 9½" h
- 12" star stainless steel burner

MODEL #	DESCRIPTION	NG (Btu)	LP (Btu)
745-xx-11-V2xC	w/ Knob valve	60,000	50,000
745-xx-11-K2xC	w/ Key valve	60,000	50,000

Pictured above: 32" Marseille Fire Bowl (753-SD-11-V6xC) in Sedona Finish with Lava Coals (LFC-10).



48" Marseille Fire Bowl*

Model shown: **751-CB-11-V6xC** // Finish: CB, Café Blanco

- Dimensions: 48" diameter x 10½" h
- 16" star stainless steel burner
- Available with water spout

MODEL #	DESCRIPTION	NG (Btu)	LP (Btu)
751-xx-11-V6xC	w/ Knob valve	65,000	60,000
751-xx-11-K6xC	w/ Key valve	65,000	60,000
751-xx-80-V6xC	w/ Knob & water spout	65,000	60,000
751-xx-80-K6xC	w/ Key & water spout	65,000	60,000
751-xx-11-F6xC	w/ AWEIS valve†	140,000	140,000



40" Marseille Fire Bowl*

Model shown: **752-SD-11-V6xC** // Finish: SD, Sedona

- Dimensions: 40" diameter x 11" h
- 16" star stainless steel burner
- Available with water spout

MODEL #	DESCRIPTION	NG (Btu)	LP (Btu)
752-xx-11-V6xC	w/ Knob valve	65,000	60,000
752-xx-11-K6xC	w/ Key valve	65,000	60,000
752-xx-80-V6xC	w/ Knob & water spout	65,000	60,000
752-xx-80-K6xC	w/ Key & water spout	65,000	60,000
752-xx-11-F6xC	w/ AWEIS valve†	140,000	140,000



32" Marseille Fire Bowl*

Model shown: **753-SM-11-V6xC** // Finish: SM, Smoke

- Dimensions: 32" diameter x 8½" h
- 16" star stainless steel burner
- Available with water spout

MODEL #	DESCRIPTION	NG (Btu)	LP (Btu)
753-xx-11-V6xC	w/ Knob valve	65,000	60,000
753-xx-11-K6xC	w/ Key valve	65,000	60,000
753-xx-80-V6xC	w/ Knob & water spout	65,000	60,000
753-xx-80-K6xC	w/ Key & water spout	65,000	60,000



48" Versailles Fire Bowl*

Model shown: **741-SD-11-V6xC** // Finish: SD, Sedona

- Dimensions: 48" diameter x 15" h
- 16" star stainless steel burner
- Available with water spout

MODEL #	DESCRIPTION	NG (Btu)	LP (Btu)
741-xx-11-V6xC	w/ Knob valve	65,000	60,000
741-xx-11-K6xC	w/ Key valve	65,000	60,000
741-xx-80-V6xC	w/ Knob & water spout	65,000	60,000
741-xx-80-K6xC	w/ Key & water spout	65,000	60,000
741-xx-11-F6xC	w/ AWEIS valve†	140,000	140,000



40" Versailles Fire Bowl*

Model shown: **742-SM-11-V6xC** // Finish: SM, Smoke

- Dimensions: 40" diameter x 14" h
- 16" star stainless steel burner
- Available with water spout

MODEL #	DESCRIPTION	NG (Btu)	LP (Btu)
742-xx-11-V6xC	w/ Knob valve	65,000	60,000
742-xx-11-K6xC	w/ Key valve	65,000	60,000
742-xx-80-V6xC	w/ Knob & water spout	65,000	60,000
742-xx-80-K6xC	w/ Key & water spout	65,000	60,000
742-xx-11-F6xC	w/ AWEIS valve†	140,000	140,000



32" Versailles Fire Bowl*

Model shown: **743-CB-11-V6xC** // Finish: CB, Café Blanco

- Dimensions: 32" diameter x 11¼" h
- 16" star stainless steel burner
- Available with water spout

MODEL #	DESCRIPTION	NG (Btu)	LP (Btu)
743-xx-11-V6xC	w/ Knob valve	65,000	60,000
743-xx-11-K6xC	w/ Key valve	65,000	60,000
743-xx-80-V6xC	w/ Knob & water spout	65,000	60,000
743-xx-80-K6xC	w/ Key & water spout	65,000	60,000

† Fire Bowls with All Weather Electronic Ignition System (AWEIS) include remote control and require 120V AC power.

* Cannot accommodate a Propane tank inside the unit, see page 38 for matching tank housing options.

Lanterns & Fire Urns

Lanterns & Fire Urns

The versatility of American Fyre Designs' Lanterns and Fire Urns is unmatched. From traditional to contemporary, these unique fire features offer a wide array of design options to any outdoor setting. Several of these can be displayed down a path or placed near a fireplace or other outdoor feature to add sophisticated elegance to your outdoor area.

Made from glass fiber reinforced concrete (GFRC), these fire features come in a variety of different finishes. Fuel options include Natural Gas or self-contained Propane tank.

Feature Highlights

- Contemporary design
- Handcrafted from innovative Glass Fiber Reinforced Concrete (GFRC)
- Stainless steel burner
- Available for Natural Gas or Propane
- Removable door to house a 5 gal. Propane tank

Pictured above: Magnolia Lantern (716-BA-11-V1xC) in Black Lava finish.

Pictured above: Eclipse Fire Urn (520-WA-11-V2xC) in White Aspen finish with Black Reflective Fyre Glass (GL-xx-BR).



Magnolia Lantern

Model shown: **716-BA-11-V1xC** // Finish: BA, Black Lava

- Dimensions: 16" w x 16" d x 66" h
- Accepts a 5 gal. LP tank inside the unit (not included)

MODEL #	DESCRIPTION	NG (Btu)	LP (Btu)
716-xx-11-V1xC	w/ Knob valve	30,000	20,000
716-xx-11-K1xC	w/ Key valve	30,000	20,000



Nest Lantern

Model shown: **715-CB-11-V1xC** // Finish: CB, Café Blanco

- Dimensions: 16" w x 16" d x 66" h
- Accepts a 5 gal. LP tank inside the unit (not included)

MODEL #	DESCRIPTION	NG (Btu)	LP (Btu)
715-xx-11-V1xC	w/ Knob valve	30,000	20,000
715-xx-11-K1xC	w/ Key valve	30,000	20,000



Amphora Fire Urn

Model shown: **660-SD-11-V2xC** // Finish: SD, Sedona

- Dimensions: 22" diameter x 29" h
- 12" star stainless steel burner
- Accepts a 5 gal. LP tank inside the unit (not included)

MODEL #	DESCRIPTION	NG (Btu)	LP (Btu)
660-xx-11-V2xC	w/ Knob valve	60,000	50,000
660-xx-11-K2xC	w/ Key valve	60,000	50,000



Eclipse Fire Urn

Model shown: **520-SM-11-V2xC** // Finish: SM, Smoke

- Dimensions: 23" diameter x 37½" h
- 12" star stainless steel burner
- Available with or without access door for LP tank

MODEL #	DESCRIPTION	NG (Btu)	LP (Btu)
520-xx-11-V2xC	w/ Knob valve & door	60,000	50,000
520-xx-11-K2xC	w/ Key valve & door	60,000	50,000
520-xx-10-V2NC	w/ Knob valve	60,000	--
520-xx-10-K2NC	w/ Key valve	60,000	--



Piage Fire Urn & Pedestal

Model shown: **765-SD-11-V2xC** // Finish: SD, Sedona

- Dimensions: 26" w x 19" d x 58" h
- 12" star stainless steel burner
- Accepts a 5 gal. LP tank inside the unit (not included)

MODEL #	DESCRIPTION	NG (Btu)	LP (Btu)
765-xx-11-V2xC	w/ Knob valve	60,000	50,000
765-xx-11-K2xC	w/ Key valve	60,000	50,000



Wave Fire Urn

Model shown: **530-BA-11-V2xC** // Finish: BA, Black Lava

- Dimensions: 20" diameter x 37½" h
- 12" star stainless steel burner
- Available with or without access door for LP tank

MODEL #	DESCRIPTION	NG (Btu)	LP (Btu)
530-xx-11-V2xC	w/ Knob valve & door	60,000	50,000
530-xx-11-K2xC	w/ Key valve & door	60,000	50,000
530-xx-10-V2xC	w/ Knob valve	60,000	--
530-xx-10-K2xC	w/ Key valve	60,000	--

Louvre Fire Pits



Pictured above: Louvre Long Rectangle Fire Pit (688-CB-11-V8xC) in Café Blanco Finish with Lava Granules (LF-10 x 4) and Mixed Creekstones (CSTN-20-CG).

Louvre Fire Pits

The Louvre Series of Fire Pits brings a sleek, contemporary look to the classic outdoor fire pit. With options such as glass, creekstones, lava coals, or campfire logs, these fire pits can enhance any backyard.

Made from glass fiber reinforced concrete (GFRC), these fire pits come in a variety of different colors. Fuel options include Natural Gas or Propane.

Feature Highlights

- Handcrafted from innovative Glass Fiber Reinforced Concrete (GFRC)
- Simple design for contemporary décor
- Stainless steel burner
- Optional 110V All Weather Electronic Ignition System (AWEIS) with remote
- Available for Natural Gas or Propane (Propane models, see page 38 for tank housing options)



All Weather Electronic Ignition System

All Weather Electronic Ignition System (AWEIS) includes Hot Surface Ignition, on/off remote control and was developed to operate in harsh weather conditions. This is the most reliable ignition system in the industry.

Louvre Long Rectangle Fire Pit

Model shown: **688-CB-11-V8xC** // Finish: CB, Café Blanco

- Dimensions: 72" w x 30" d x 15¼" h
- 48" linear stainless steel burner

MODEL #	DESCRIPTION	NG (Btu)	LP (Btu)
688-xx-11-V8xC	w/ Knob valve	65,000	65,000
688-xx-11-K8xC	w/ Key valve	65,000	65,000
688-xx-11-F8xC	w/ AWEIS valve†	120,000	110,000



Louvre Rectangle Fire Pit

Model shown: **689-BA-11-V7xC** // Finish: BA, Black Lava

- Dimensions: 56" w x 30" d x 15¼" h
- 36" linear stainless steel burner

MODEL #	DESCRIPTION	NG (Btu)	LP (Btu)
689-xx-11-V7xC	w/ Knob valve	65,000	65,000
689-xx-11-K7xC	w/ Key valve	65,000	65,000
689-xx-11-F7xC	w/ AWEIS valve†	100,000	90,000



Louvre Round Fire Pit

Model shown: **686-CB-11-V6xC** // Finish: CB, Café Blanco

- Dimensions: 48" diameter x 15¼" h
- 16" star stainless steel burner

MODEL #	DESCRIPTION	NG (Btu)	LP (Btu)
686-xx-11-V6xC	w/ Knob valve	65,000	60,000
686-xx-11-K6xC	w/ Key valve	65,000	60,000
686-xx-11-F6xC	w/ AWEIS valve†	140,000	140,000

† Fire Pits with All Weather Electronic Ignition System (AWEIS) include remote control and require 120V AC power.

See pages 30 - 33 for available media, pages 34, 35, & 38 for accessories and page 39 for finish options.

Fire Pits




Pictured above: Contractor's Model Fire Pit (685-CB-11-V6xC) in Café Blanco Finish w/stone veneer.

Fire Pits

Our artistically-designed fire pits add style and design to the classic outdoor fire pit. The Chiseled Fire Pit has a rough hewn concrete exterior and smooth rim around the top. The El Dorado Fire Pit has a smooth concrete exterior and smooth rim around the top. The Contractor's Model comes as a blank slate for you to customize and design your way by adding your own stone, tile, or other veneer. Made from glass fiber reinforced concrete (GFRC), these fire pits come in a variety of different colors. Fuel options include Natural Gas or Propane.

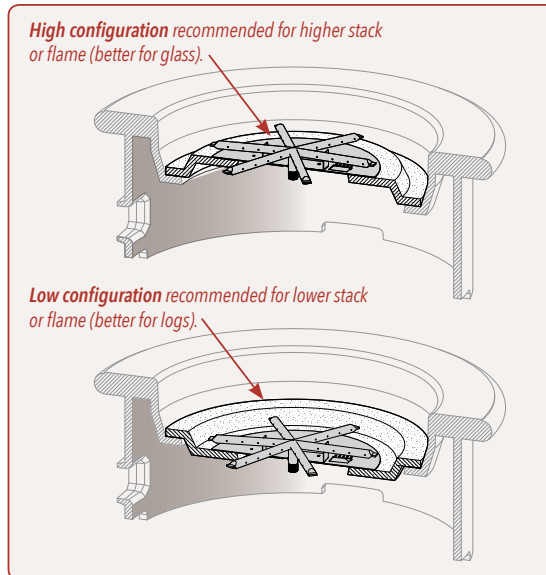
Feature Highlights

- Handcrafted from innovative Glass Fiber Reinforced Concrete (GFRC)
- 16" stainless steel burner
- New "reversible floor" design to suit your décor needs
- Optional 110V All Weather Electronic Ignition System (AWEIS) with remote
- Available for Natural Gas or Propane (Propane models, see page 38 for tank housing options)



All Weather Electronic Ignition System

"Reversible Floor"



Chiseled Fire Pit

Model shown: **680-SD-11-V6xC** // Finish: SD, Sedona

- Dimensions: 39" diameter x 14½" h
- 16" star stainless steel burner
- Reversible floor to accommodate multiple of media

MODEL #	DESCRIPTION	NG (Btu)	LP (Btu)
680-xx-11-V6xC	w/ Knob valve	65,000	60,000
680-xx-11-K6xC	w/ Key valve	65,000	60,000
680-xx-11-F6xC	w/ AWEIS valve†	140,000	140,000

† Fire Pits with All Weather Electronic Ignition System (AWEIS) include remote control and require 120V AC power.

See pages 30 - 33 for available media, pages 34, 35, & 38 for accessories and page 39 for finish options.



Contractor's Model Fire Pit

Model shown: **685-CB-11-V6xC** // Finish: CB, Café Blanco

- Dimensions: 39" diameter x 14½" h
- 16" star stainless steel burner
- Add your own stone veneer for a custom look
- Reversible floor to accommodate multiple of media

MODEL #	DESCRIPTION	NG (Btu)	LP (Btu)
685-xx-11-V6xC	w/ Knob valve	65,000	60,000
685-xx-11-K6xC	w/ Key valve	65,000	60,000
685-xx-11-F6xC	w/ AWEIS valve†	140,000	140,000



El Dorado Fire Pit

Model shown: **681-CB-11-V6xC** // Finish: CB, Café Blanco

- Dimensions: 39" diameter x 14½" h
- 16" star stainless steel burner
- Reversible floor to accommodate multiple of media

MODEL #	DESCRIPTION	NG (Btu)	LP (Btu)
681-xx-11-V6xC	w/ Knob valve	65,000	60,000
681-xx-11-K6xC	w/ Key valve	65,000	60,000
681-xx-11-F6xC	w/ AWEIS valve†	140,000	140,000

Glass Media



Fyre Glass



Azuria
#GL-xx-F



Black
#GL-xx-B



Bronze
#GL-xx-Z



Caribbean Blue
#GL-xx-N



Clear
#GL-xx-C



Emerald
#GL-xx-E



Star Fyre
#GL-xx-W

Reflective Fyre Glass



Azuria Reflective
#GL-xx-FR



Black Reflective
#GL-xx-BR



Bronze Reflective
#GL-xx-ZR



Caribbean Blue Reflective
#GL-xx-NR



Copper Reflective
#GL-xx-QR



Emerald Reflective
#GL-xx-ER



Gold Reflective
#GL-xx-HR



Champagne Reflective
#GL-xx-CR

Fyre Gems



Black Granite
#GLG-xx-B



Black Pearl
#GLG-xx-J



Blue Topaz
#GLG-xx-T



Champagne
#GLG-xx-D



Deep Amber
#GLG-xx-A



Emerald
#GLG-xx-E



Glacier
#GLG-xx-C



Sapphire
#GLG-xx-S



Ruby
#GLG-xx-RY

Diamond Nuggets



Clear
#GLD-xx-C



Steel Blue
#GLD-xx-SB



Rosé
#GLD-xx-R



Emerald
#GLD-xx-E



Pacific Blue
#GLD-xx-PB



Deep Black
#GLD-xx-DB



Black Luster
#GLD-xx-BL

Gas Logs, Stones, & Lava Media



Shown: CHD-24

Charred Oak (Vented)*
Model: **CHD-xx**



Shown: CHFR-24


Charred Frontier Oak (Vent-Free)*
Model: **CHFR-xx**



Back Country Oak
Model: **BCO-27**



Desert Sage
Model: **DS-27**



Shown: G45-24-NA-SS

G45 S.S. Vented Gas Log Burner*


Model #	Description
G45-xx-SS	Match-Lit (NG only)
G45-xx-N(P)A-SS	w/ Assembled Valve



Shown: G10-24/30-SS

G10 S.S. Vent-Free Gas Log Burner*

Model #	Description
G10-xx(P)-SS	Manual
G10-xx-12(P)-SS	w/ ON/OFF Remote
G10-xx-15(P)-SS	w/ Variable Remote
G10-xx-01V(P)-SS	w/ Electronic Remote



Shown: G45-GL-30-SS

G45 S.S. Vented Glass Burner*

Model #	Description
G45-GL-xx-SS	Match-Lit (NG only)
G45-GL-xx-N(P)A-SS	w/ Assembled Valve



Shown: G21-GL-24-12

G21 Contemporary Vent-Free Burner*

Model #	Description
G21-GL-xx-12(P)	w/ ON/OFF Remote
G21-GL-xxG-12(P)	w/ ON/OFF Remote & Gold Trim

Accommodates Fyre Glass & Fyre Gems only.

*Gas log sets and Burner Kits are available in multiple sizes and are to be used **with Fireplaces only.**



Prairie Oak
Model: **PRO-27**



Beachwood Logs w/ Stones
Model: **OCBW-34**



Campfire Logs w/ Wood Chips
Model: **OCL-34**



36-pc. Wood Chunks
Model: **WCD-36**



Charred Branches
Model: **BDC-4**



Desert Sage Branches
Model: **BDS-2**



10-pc. River Rock Fyre Stones
Model: **STN-10**



20-pc. Designer River Rock
Fyre Stones
Model: **STN-20**



Creekstones, Greige
20 lbs. (Approx. 140 pcs.)
Model: **CSTN-20-G**



Creekstones, Cloud
20 lbs. (Approx. 140 pcs.)
Model: **CSTN-20-C**



Creekstones, Mixed
20 lbs. (Approx. 140 pcs.)
Model: **CSTN-20-CG**



Creekstones, Black
20 lbs. (Approx. 140 pcs.)
Model: **CSTN-20-B**



Volcanic Stones
Model: **VS-25**



Lava Coals
Model: **LFC-10**



Lava Granules
Model: **LF-10**

Protective Covers

Fabric Covers

Manufactured with a heavy duty, multi-layer PVC exterior, these covers are custom fit for selected Firetables, Fire Bowls, Fire Urns and the Nest Lantern. The black PVC material has been tested and proven for color-fastness.

Additional Fabric Covers (not pictured)

Model:	Compatible with:
8133A	Amphora Fire Urn
8139A	Contempo Rectangle Firetable
8144A	Milan Linear Firetable
8146A	Contempo Square Firetable
8148A	Bordeaux Rectangle Fire Bowl
8149A	Louvre Long Rectangle Fire Pit
8150A	Louvre Rectangle Fire Pit
5110-13-20	5 gallon Propane Tank

GFRC Covers

Manufactured out of the same Glass Fiber Reinforced Concrete (GFRC), these protective covers are designed to fit over the firetable opening protecting the burner assembly against wind and rain. They also provide additional table surface when the burner is not in use.

Additional GFRC Covers (not pictured)

Model:	Compatible with:
8105-xx	Contempo Round Firetable
8106-xx	Amphora Fire Urn
8108-xx	Piaget Fire Urn
8123-xx	Cosmo Square Dining Firetable
8125-xx	Contempo Square Firetable

Fabric Covers



48" Round Firetable Cover

Model: **8135A**

Compatible with:

- Amphora Firetable
- Inverted Firetable
- Cosmopolitan Round Firetable
- 48" Fire Bowl



54"/60" Round Firetable Cover

Model: **8131A**

Compatible with:

- Chat Height Octagon Firetable
- Fiesta Firetables
- Inverted Dining Firetable
- Versailles Firetable



36" Square Firetable Cover

Model: **8132A**

Compatible with:

- Cosmopolitan Square Firetable
- Voro Firetable
- Bordeaux Square Fire Bowls
- Lyon Square Pyramid Fire Bowls



Rectangular Firetable Covers

Model shown: **8136A**

Model: **8136A**

Compatible with:

- Rectangular Firetable

Model: **8138A**

Compatible with:

- Cosmopolitan Rectangle Firetable



Fire Urn Cover

Model: **8141A**

Compatible with:

- Piaget Fire Urn
- Eclipse Fire Urn
- Wave Fire Urn



Lantern Cover

Model: **8134A**

Compatible with:

- Nest Lantern
- Magnolia Lantern

Fabric Covers



60" Square Firetable Cover

Model: **8137A**

Compatible with:

- Cosmopolitan Square Dining Firetables



40" Fire Bowl/Fire Pit Cover

Model: **8140A**

Compatible with:

- 36" Fire Bowl
- 40" Versailles Fire Bowl
- 40" Marseille Fire Bowl
- Cannes Rd. Cone Bowl
- Chiseled Fire Pit
- El Dorado Fire Pit
- Contractor's Mdl. Fire Pit



48" Round Firetable/Bowl Cover

Model: **8143A**

Compatible with:

- Contempo Round Firetable
- Lotus Firetable
- 48" Versailles Fire Bowl
- 48" Marseille Fire Bowl
- Louvre Round Fire Pit



32" Fire Bowl Cover

Model: **8142A**

Compatible with:

- 32" Fire Bowl
- 32" Versailles Fire Bowl
- 32" Marseille Fire Bowl
- Cannes Petite Round Cone Bowl

GFRC Covers



Reclaimed Wood GFRC Covers

Model shown: **8120-FO**

Model:	Compatible with:
8100-FO (-SP)	• Cosmo Round Firetable
8105-FO (-SP)	• Contempo Round Firetable
8110-FO (-SP)	• Cosmo Rectangle Firetable
8120-FO (-SP)	• Cosmo Square Firetable
8123-FO (-SP)	• Cosmo Sq. Dining Firetable
8125-FO (-SP)	• Contempo Square Firetable

Reclaimed Wood Finishes:
French Barrel Oak (**FO**) and Silver Pine (**SP**)



Square GFRC Covers

Model shown: **8120-SM**

Model: **8120-xx**

Compatible with: Cosmo Square Firetable

Model: **8122-xx**

Compatible with: Voro Firetable

Model: **8125-xx**

Compatible with: Contempo Square Firetable



Round GFRC Cover

Model shown: **8100-CB**

Compatible with:

- Chat Height Octagon Firetable
- Fiesta Firetables
- Inverted Firetables
- Amphora Firetable
- Cosmopolitan Round Firetable



Rectangular GFRC Cover

Model shown: **8110-SD**

Compatible with:

- Cosmopolitan Rectangle Firetable
- Contempo Rectangle Firetable

Photographs of the protective covers shown are not to scale or in proportion.

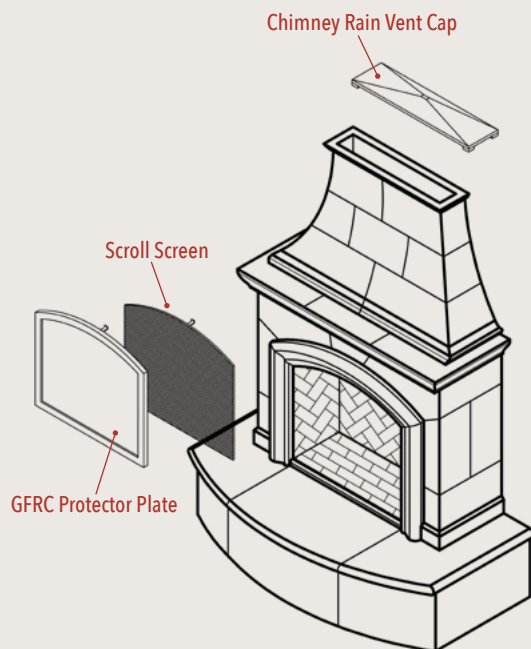
Fireplace Accessories

A close-up photograph of a fireplace built into a wall of stacked, irregular stones in shades of tan, brown, and grey. The fireplace opening is framed by a light-colored, possibly stone or concrete, surround with a simple, rectangular design. Inside the fireplace, a black metal screen with ornate scrollwork is partially open, revealing a bright fire burning on a bed of dark logs. The fire is composed of several logs, some of which are charred. The overall scene is warm and inviting, with the fire providing a focal point of light and heat.

Pictured above: Black Scroll Screen (8255-BL) on Grand Cordova Fireplace (882-35-H-CB-xxC) with 24" Charred Majestic Oak (CHMJ-24) log set.

Fireplace Accessories

Complement your fireplace with optional accessories custom made for each fireplace model. From Chimney Rain Vent Caps to Mesh Screens featuring Wrought Iron Scroll accents as well as GFRP Protector Plates, each accessory is expertly crafted with the same attention to detail and care as our fireplaces.



GFRP Protector Plate

Model shown: **8210-CB**

Compatible with:

- Cordova
- Reduced Cordova
- Grand Cordova



GFRP Protector Plate

Model shown: **8205-CB**

Compatible with:

- Petite Cordova
- Grand Petite Cordova



GFRP Protector Plate

Model shown: **8200-CB**

Compatible with:

- Phoenix
- Grand Phoenix
- Mariposa
- Grand Mariposa



Black Scroll Screen

Model shown: **8255-BL**

Model: **8255-BL**

Compatible with:

- Cordova
- Reduced Cordova
- Grand Cordova

Model: **8253-BL**

Compatible with:

- Petite Cordova
- Grand Petite Cordova



Arched Black Scroll Screen

Model shown: **8250-BL**

Compatible with:

- Phoenix
- Grand Phoenix
- Mariposa
- Grand Mariposa




Chimney Rain Vent Cap

Model shown: **8023RV-CB**

Multiple models available to fit most American Fyre Designs™ fireplaces.

Glass Wind Guards, Tank/End Tables, & Extension Hose



Square Glass Wind Guard

Model shown: **8202-WG**

Model: **8202-WG**

Compatible with:

- Cosmopolitan Square Firetable
- Voro Firetable
- Contempo Square Firetable

Model: **8210-WG**

Compatible with:

- Cosmo Square Dining Firetables



Round Glass Wind Guard

Model: **8208-WG**

Compatible with:

- All Round Firetables (excluding Versailles)



Rectangular Glass Wind Guard

Model: **8204-WG**

Compatible with:

- Cosmopolitan Rectangle Firetable
- Contempo Rectangle Firetable



Firefall Glass Wind Guard

Model shown: **8206-WG**

Model: **8206-WG**

Compatible with Large Firefalls

Model: **8205-WG**

Compatible with Small Firefalls



**Reclaimed Wood
Contempo Tank/End Table**

Model shown: **8510-BA-FO**

- Dimensions: 17" dia. x 19¼" h
- Top shown: FO, French Barrel Oak

*Note: Top also available in Silver Pine (SP) finish (model #: **8510-BA-SP**); base in Black Lava (BA) finish only.*



Contempo Tank/End Table

Model shown: **8510-SD**

- Dimensions: 17" dia. x 19¼" h
- Finish shown: SD, Sedona



Amphora Tank/End Table

Model shown: **8500-CB**

- Dimensions: 24" dia. x 19¼" h
- Finish shown: CB, Café Blanco



Rain Drum Tank/End Table

Model shown: **8199-SM**

- Dimensions: 21¾" dia. x 22¼" h
- Finish shown: SM, Smoke

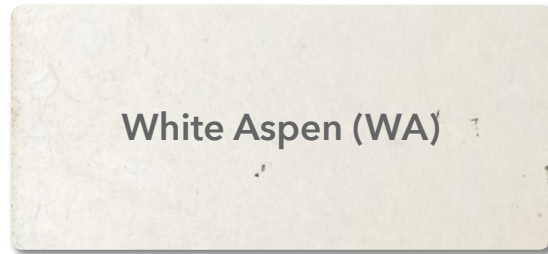


**10 ft. Propane
Extension Hose**

Model: **5110-26**

- Compatible with all L.P. units

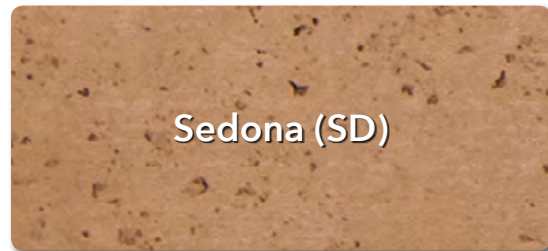
GFRC Finishes



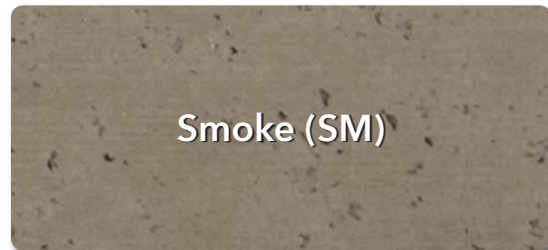
White Aspen (WA)



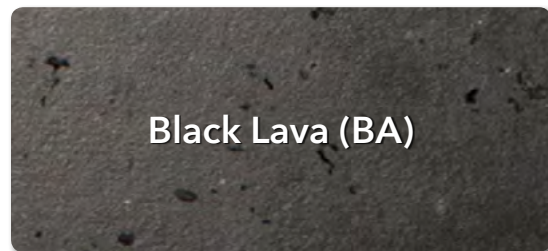
Café Blanco (CB)



Sedona (SD)

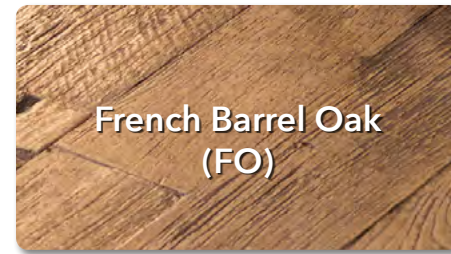


Smoke (SM)



Black Lava (BA)

Table Top Options



French Barrel Oak
(FO)



Silver Pine
(SP)

Firefall Wall Option



Earth-tone Small Pebbles
(52)

Note: American Fyre Designs™ products are individually handcrafted and finishes shown are subject to slight texture and color variation.

PRODUCT DESCRIPTION	GFRC FINISHES	TABLE TOP/MANTEL OPTIONS		WALL OPTION
		FRENCH BARREL OAK	SILVER PINE	
FIREPLACES				
Cordova	●			
Reduced Cordova	●			
Petite Cordova	●			
Grand Cordova	●			
Grand Petite Cordova	●			
Phoenix	●			
Grand Phoenix	●			
Mariposa	●			
Grand Mariposa	●			
Manhattan	●			
Brooklyn	Concrete Grey	● (Mantel)	● (Mantel)	
Brooklyn Smooth		● (Mantel)	● (Mantel)	
Contractor's Model	White Concrete			
Contractor's Model w/ Moulding				
FIREFALLS				
Large	●			●
Small	●			●
FIRETABLES				
Amphora	●			
Calais Oval	●			
Contempo*	●	●	●	
Cosmopolitan*	●	●	●	
Fiesta	●			
Inverted	●			
Lotus	●			
Milan Linear	●			
Octagon	●			
Versailles	●			
Voro	●			
FIRE BOWLS				
Fire Bowls	●			
Versailles	●			
Marseille	●			
Cannes Cone	●			
Lyon Pyramid	●			
Bordeaux	●			
Reclaimed Wood Bordeaux		●	●	
FIRE PITS				
Chiseled	●			
El Dorado	●			
Contractor's Model	●			
Louvre	●			
FIRE URNS & LANTERN				
Amphora	●			
Piase Fire Urn & Pedestal	●			
Eclipse	●			
Wave	●			
Nest Lantern	●			
Magnolia Lantern	●			

*Bases on Reclaimed Wood Firetables are available in Black Lava (BA) finish only.

AMERICAN FYRE DESIGNS™ LIMITED WARRANTY HIGHLIGHTS

THREE (3) YEAR WARRANTY

AMERICAN FYRE DESIGNS™ EXTERIOR (GFRC) FIRE FEATURES AND ACCESSORIES ARE WARRANTED FOR **THREE (3) YEARS**

ONE (1) YEAR WARRANTY

ALL AMERICAN FYRE DESIGNS™ VALVES, BURNERS, ELECTRICAL COMPONENTS, AND CONTROLS (EXCLUDING BATTERIES) ARE WARRANTED FOR **ONE (1) YEAR**

THIS WARRANTY APPLIES TO THE ORIGINAL PURCHASER WITH INVOICE OR PROOF OF PURCHASE AND TO SINGLE FAMILY RESIDENTIAL USE ONLY. FOR ADDITIONAL INFORMATION REGARDING THIS WARRANTY, OR TO PLACE A WARRANTY CLAIM CONTACT YOUR AUTHORIZED AMERICAN FYRE DESIGNS™ DEALER

Diagrams, illustrations and photographs are not to scale – consult installation instructions.

Product designs, materials, dimensions, specifications, colors and prices are subject to change or discontinuance without notice.



14724 Proctor Ave • City of Industry, CA 91746

Phone (626) 369-5085 • Fax (626) 369-5979

www.americanfyredesigns.com