

BELLINGHAM 52, 44 & 38

DIRECT VENT GAS FIREPLACE



Bellingham 38 traditional log with black glass panels

QUALITY FIREPLACES FOR LIFE.

KOZY  **HEAT**
FIREPLACES



Bellingham 44 birch log with black glass panels and an optional rectangle surround.

Bellingham 52 traditional log with herringbone and optional 4 piece exterior trim kit. Shown as a front vented cavity installation.



BELLINGHAM SERIES

Refractory & Log Options



Herringbone with Traditional Log



Black Glass with Traditional Log



Chicago Brick with Traditional Log



Herringbone with Birch Log



Black Glass with Birch Log



Chicago Brick with Birch Log



Ledgestone with Traditional Log



Ledgestone with Birch Log

Burn Videos



Bellingham 52



Bellingham 52
Birch Log




Bellingham 44



Bellingham 38

BELLINGHAM SERIES

Logs



Traditional Log



Birch Log

Surrounds



Rectangle Surround
For the Bellingham 44 & 38 models only.

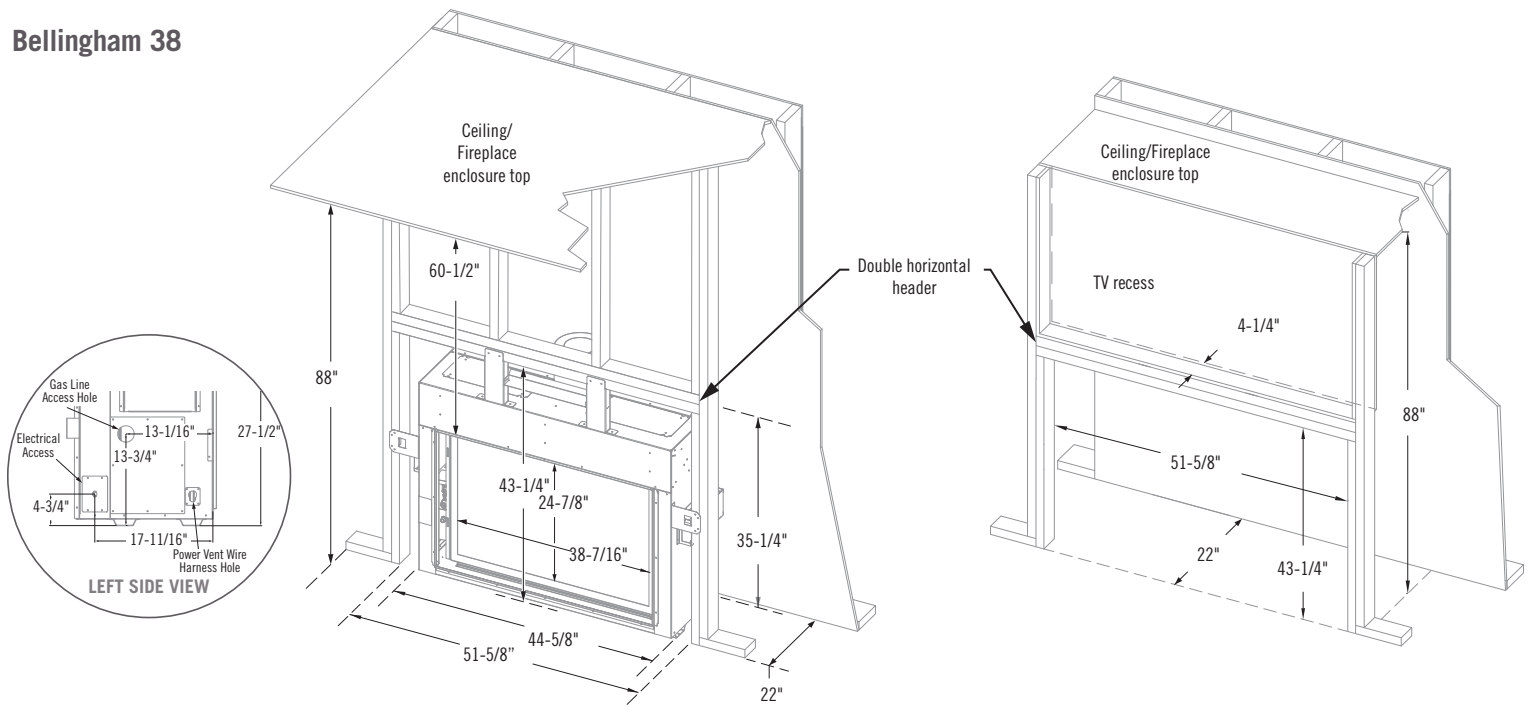


Safety Barrier Screen Only
Comes standard on all Bellingham models.

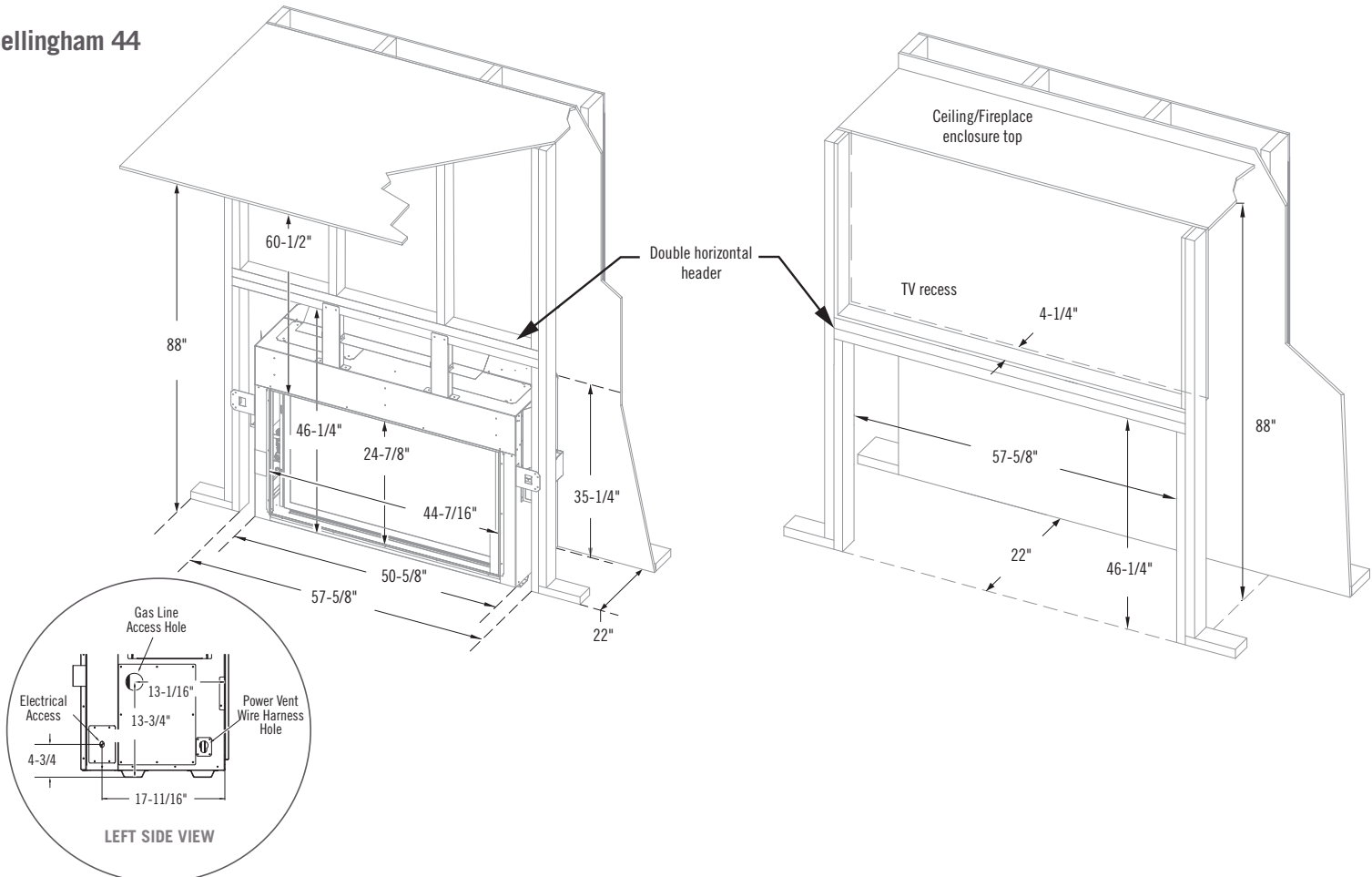
BELLINGHAM SERIES

Specifications

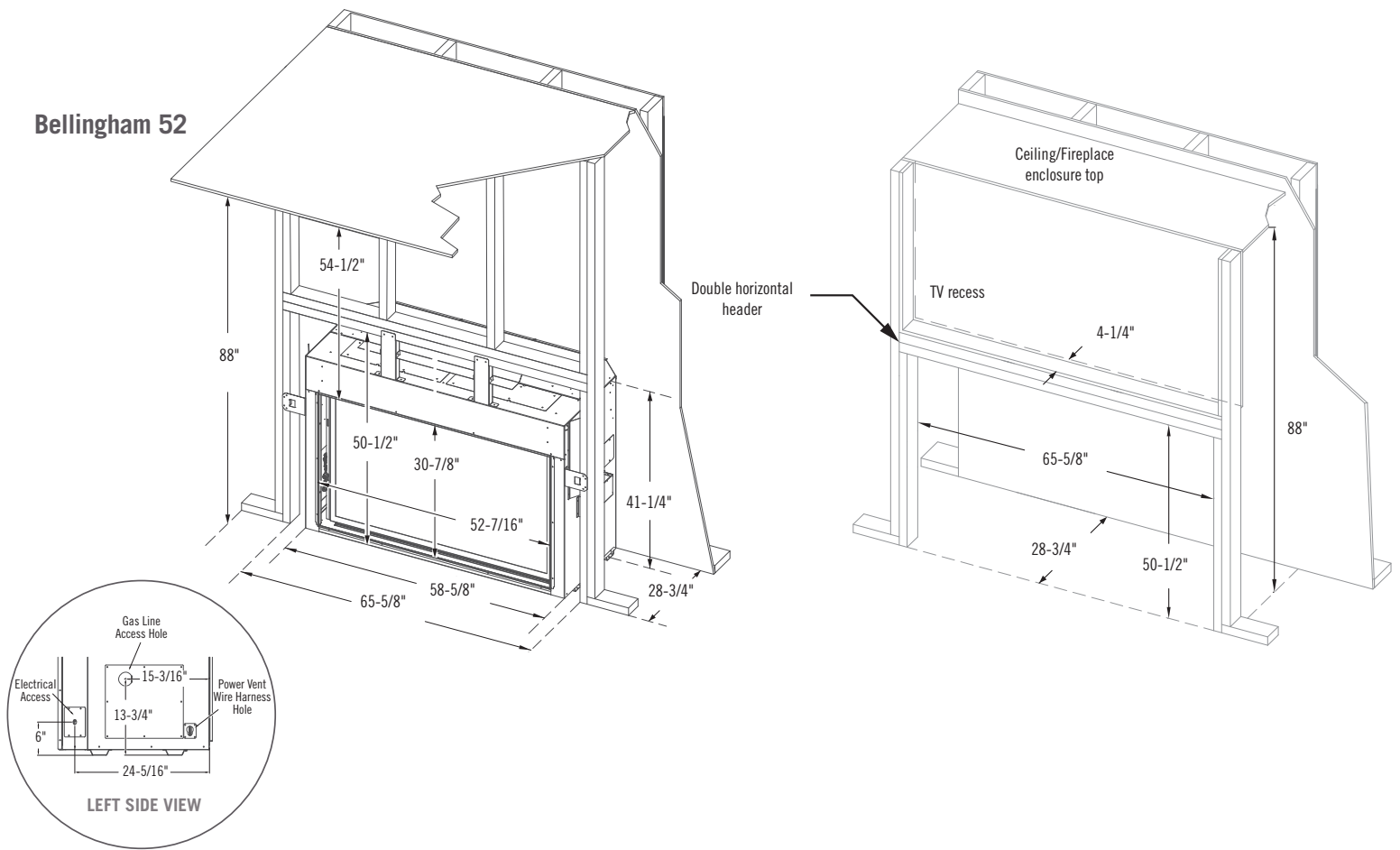
Bellingham 38



Bellingham 44

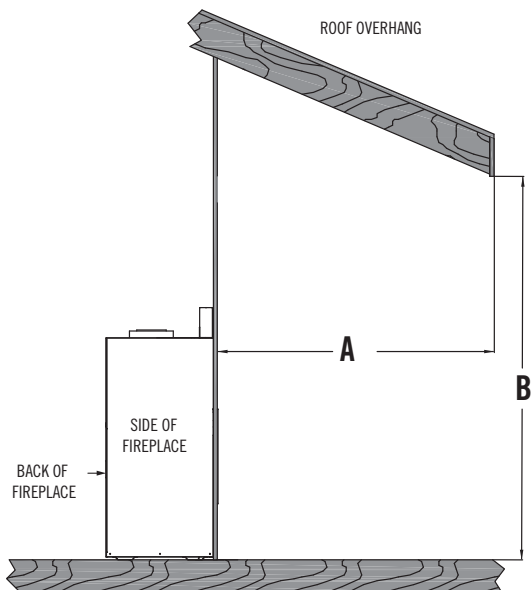


Bellingham 52

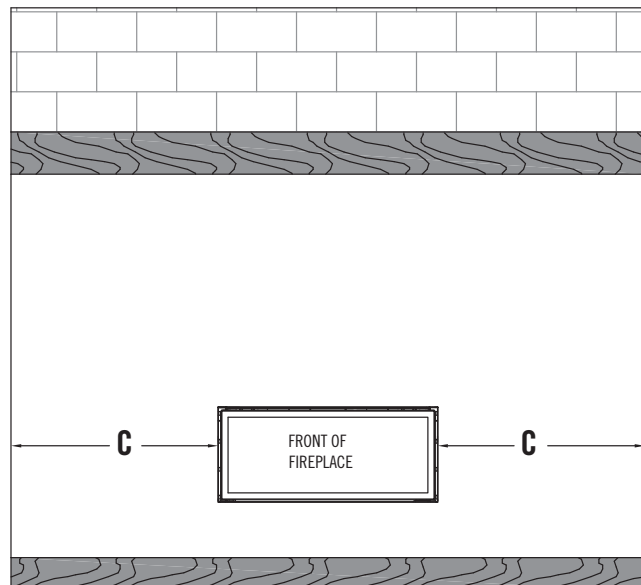


Outdoor Covered Fireplace Install

- Fireplace operation is approved from 40 degrees F to 110 degrees F
- All wiring connections shall be in accordance with outdoor requirements of NECA NFPA 70
- All clearances and requirements in your appliance manual must be adhered to.



The overhang (A) must be a minimum of 1/2 or greater of the roofline elevation (B) above the base of the fireplace.



The width of the overhang to each side of the appliance (C) must be a minimum of 1/2 or greater of the roofline elevation (B) above the base of the fireplace.

EXAMPLE: If roofline (B) is 10 ft. above the base of the fireplace, the overhang (A) must be 5 ft. or greater. The width of the overhang to EACH side of the fireplace (C) must be 5 ft. or greater.

BELLINGHAM SERIES

Specifications

Model	Bellingham 52	Bellingham 44	Bellingham 38
Height	41-1/4"	35-1/4"	35-1/4"
Width	58-5/8"	50-5/8"	44-5/8"
Depth	26-9/16"	20"	20"
Weight	510 lbs	330 lbs	302 lbs
Viewing Area	52-7/16" x 30-7/8"	44-7/16" x 24-7/8"	38-7/16" x 24-7/8"
BTU NG High/Low	59,500 / 18,500	49,500 / 18,500	43,500 / 17,000
BTU LP High/Low	59,500 / 21,500	49,500 / 18,500	43,500 / 16,500
ENERGUIDE P.4 NG / LP	65.20% / 65.80%	63.03% / 63.50%	67.43% / 66.65%
Steady State NG / LP	67.58% / 66.58%	65.01% / 66.49%	69.48% / 69.79%
AFUE % NG / LP	65.91% / 66.61%	63.87% / 64.43%	68.44% / 67.75%
Valve System	IPI	IPI	IPI
Split-Flow Burner	Standard	Standard	Standard
Log Set Choices	Birch / Traditional Log Set		
Required Panels/Refractory	Black Glass, Chicago, LedgeStone, Herringbone		
Screen Front	Standard	Standard	Standard
Ceramic Glass	Standard	Standard	Standard
Top Accent Light Kit	Standard	Standard	Standard
Ember Bed Light Kit	Standard	Standard	Standard
Fan Kit	Standard	Standard	Standard
Horizontal Power Vent	Optional	Optional	Optional

Features, Options & Specifications are subject to change.

Clearances to Combustibles

Model	Bellingham 52	Bellingham 44	Bellingham 38
From appliance top, left & right, and back stand-off brackets	0"	0"	0"
From appliance corners	2"	2"	2"
From appliance front	36"	36"	36"
From finishing edge to adjacent sidewall	6"	6"	6"
Fireplace finishing edge to 3/4" trim	8"	16"	12"
Mantel 6" deep from fireplace finishing edge	11-1/2"	19-1/2"	15-1/2"
Minimum rough opening height	50-1/2"	46-1/4"	43-1/4"
Minimum rough opening width	65-5/8"	57-5/8"	51-5/8"
Minimum rough opening depth	28-3/4"	22"	22"
Minimum height of fireplace enclosure	88"	88"	88"
Base of the fireplace to ceiling	88"	88"	88"
Fireplace finishing edge to ceiling	54-1/2"	60-1/2"	60-1/2"
Any venting to enclosure top for horizontal terminations	11"	16-1/4"	17-1/8"

Vent System Approval & Requirements

See install manuals for details.

Approved 5" x 8" venting with the ability to reduce down. Refer to the vent pipe manufacturers' installation manual for more information.

Heat Management Options

Model	Bellingham 52	Bellingham 44	Bellingham 38
Komfort Zone Kit	Optional	Optional	Optional
Vented Cavity	Optional	Optional	Optional
Heat Transfer Kits	Optional	Optional	Optional

Each unit factory tested

Refer to the installation manuals for complete installation & venting requirements. See additional mantel clearance configurations in the installation manual.

In order to continually provide the highest quality product available, features/options, specifications & dimensions are subject to change. Refer to the unit installation manual for complete installation instructions. Installation must conform with local building codes. **In some regions it may be possible that this appliance qualifies for an energy rebate. See your local dealer for details regarding promotions and qualifications.**

Manufactured by Hussong Mfg. Co., Inc.
204 Industrial Park Road, Lakefield, MN 56150
Phone 1-800-253-4904 www.kozyheat.com

11-21



Product Line:



For complete information on the Kozy Heat product line, please contact us at:

FOR CALIFORNIA RESIDENTS ONLY

⚠ California Proposition 65 Warning

WARNING: This product can expose you to chemicals including Carbon Monoxide, that is an externally vented by-product of fuel combustion, which is [are] known to the State of California to cause birth defects or other reproductive harm. For more information, visit www.P65Warnings.ca.gov.