



DELRAY / FROM MINIMALIST TO INDULGENCE

DELRAY

LINEAR

ELEGANTLY SIMPLE

DRL6013
DRL7213

SINGLE SIDED
DIRECT VENT

DELRAY FULL LOAD LINEAR

Standard

- Concealed burner with Ice fireglass
- Multi-function remote control
- Remote Hi-Lo flame
- Remote controlled fans
- Micro mesh safety screen
- Black reflective glass
- Halogen downlighting
- Battery backup
- Cement board

Options

- Propane conversion kit
- Adjustable trim kits
- Speckled stones, driftwood, glass media
- Heat management
- WiFi phone app control

DELRAY BASIC LINEAR

Standard

- Concealed burner with Ice fireglass
- Cement board

Options

- Remote control
- Fans
- Micro mesh safety screen
- Black reflective glass
- Propane conversion kit
- Adjustable trim kits
- Battery backup
- Speckled stones, driftwood, glass media
- Heat management

QUICK DIMENSIONS

	DRL6013		DRL7213	
	UNIT	FRAM.	UNIT	FRAM.
F.WIDTH	69 ¹ / ₄	68 ¹⁵ / ₁₆	82 ³ / ₄	81
B.WIDTH	65 ⁷ / ₁₆	68 ¹⁵ / ₁₆	77 ⁷ / ₁₆	81
HEIGHT	26 ³ / ₄	33 ¹¹ / ₁₆	27	33 ¹¹ / ₁₆
DEPTH	12 ³ / ₄	14 ¹ / ₄	14 ⁷ / ₁₆	16
VIEWING	60 ¹ / ₂ x 14 ¹¹ / ₁₆		72 ¹ / ₂ x 14 ¹¹ / ₁₆	

BTU LISTING

DRL6013NI-2 / 28,000
DRL6013LI-2 / 25,000

DRL7213NI-2 / 35,000
DRL7213LI-2 / 32,000
BTU is the same for basic and for fully loaded units

EFFICIENCY P.4. 1-15

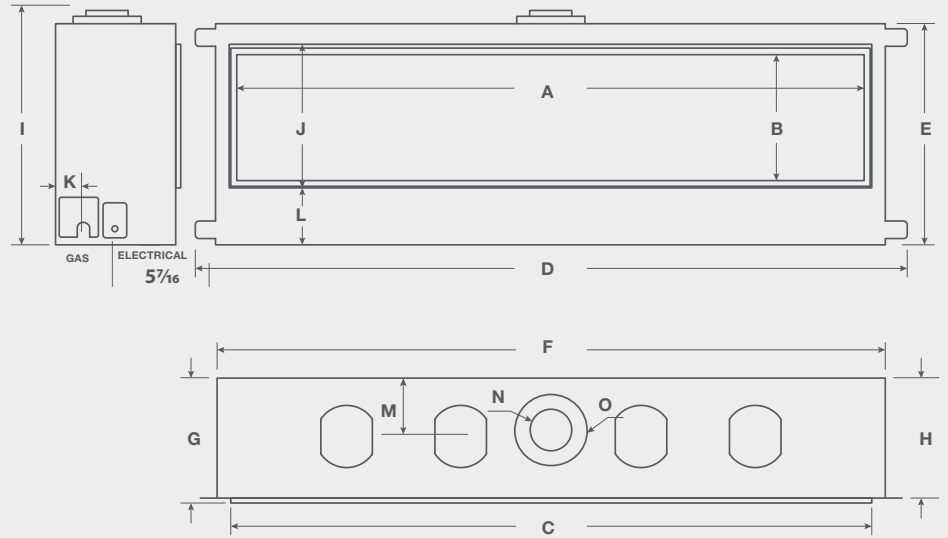
DRL6013NI / 67%
DRL6013NI-2 / 64%
DRL6013LI / 66%
DRL6013LI-2 / 64%

DRL7213NI / 66%
DRL7213NI-2 / 64%
DRL7213LI / 67%
DRL7213LI-2 / 66%





DELRAY DIMENSIONS



	A	B	C	D	E	F	G	H	I	J	K	L	M	N	O
DRL60	60½	14 ¹ / ₁₆	62½	69¼	24½	65 ⁷ / ₁₆	12¾	12 ⁵ / ₁₆	26¾	16 ⁵ / ₈	3 ³ / ₈	6 ⁹ / ₁₆	5	4	7
DRL72	72½	14 ¹ / ₁₆	74¾	82¾	25 ⁷ / ₁₆	77 ¹ / ₁₆	14 ⁷ / ₁₆	13 ¹⁵ / ₁₆	27	16½	3 ³ / ₈	6 ⁹ / ₁₆	5 ¹⁵ / ₁₆	5	8

MONTIGO / DELRAY / LINEAR / DRL6013NI / DRIFTWOOD SPECKLED STONES

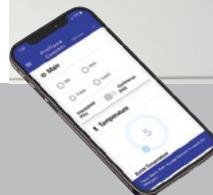


REMOTE^{††}
RX200**

[†]Standard for full load units
^{††}Full load units only



WALL REMOTE[†]
EC1550



WIFI PHONE APP CONTROL[†]
SIT-WIFI



BLACK GLASS[†]
RBGDRL**



DOWNLIGHTING^{††}



TRIM KIT
DRLT**.*

OPTIONS & FEATURES

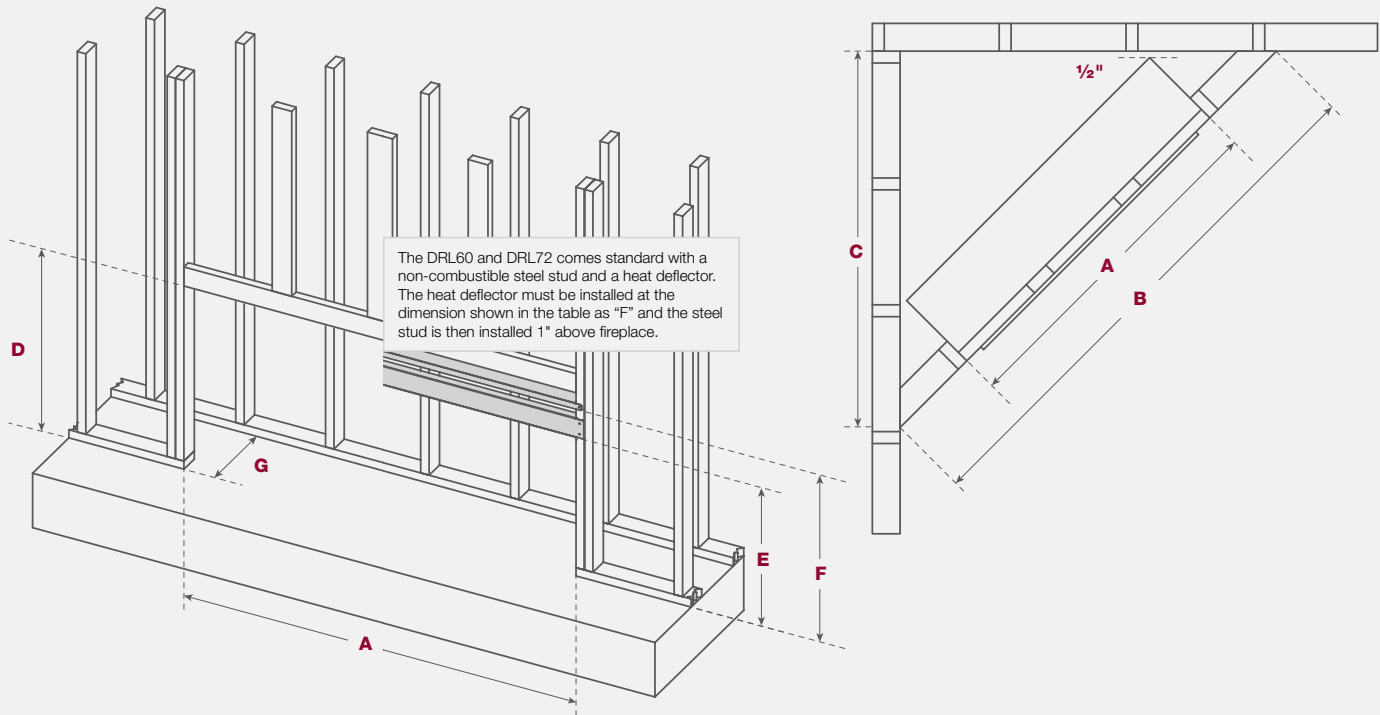
Unit Specifications

ICON LEGEND

AVAILABLE	+	NOT AVAILABLE	-
DEDICATED	◊	STANDARD	◦

	BTU NATURAL GAS	BTU LIQUID PROPANE	NG EFFICIENCY	LP EFFICIENCY	VENTING	CLEARANCE TOP	CLEARANCE SIDES	CLEARANCE BACK	CLEARANCE FLOOR	FRONT VIEWING AREA	FRONT GLASS TYPE	STANDARD MEDIA	MICRO MESH SAFETY SCREEN	POWERVENT	REMOTE CONTROL	FANS	UPLIGHTING	DOWNLIGHTING
DRL3613*1-2	16,000	16,000	71%	71%	4"/7"	21	1	2	0	36½ X 14 ¹¹ / ₁₆	HIGH TEMPERATURE	HW1157	◦	+	◦	◦	-	◦
DRL3613*1	16,000	16,000	71%	71%	4"/7"	21	1	2	0	36½ X 14 ¹¹ / ₁₆	HIGH TEMPERATURE	HW1157	+	+	+	-	-	-
DRL4813*1-2	21,000	19,000	63%	60%	4"/7"	21	1	2	0	48½ X 14 ¹¹ / ₁₆	HIGH TEMPERATURE	HW1157	◦	+	◦	◦	-	◦
DRL4813*1	21,000	19,000	63%	60%	4"/7"	21	1	2	0	48½ X 14 ¹¹ / ₁₆	HIGH TEMPERATURE	HW1157	+	+	+	-	-	-
DRL6013*1-2	28 000	25 000	64%	64%	4"/7"	36	1¾	2	0	60 ½ X 14 11/16	HIGH TEMPERATURE	HW1157	◦	+	◦	◦	-	◦
DRL6013*1	28 000	25 000	67%	64%	4"/7"	36	1¾	2	0	60 ½ X 14 11/16	HIGH TEMPERATURE	HW1157	+	+	+	+	-	-
DRL7213*1-2	35 000	32 000	64%	66%	5"/8"	38½	1¾	2	0	72½ X 14 11/16	HIGH TEMPERATURE	HW1157	◦	+	◦	◦	-	◦
DRL7213*1	35 000	32 000	66%	67%	5"/8"	38½	1¾	2	0	72 ½ X 14 11/16	HIGH TEMPERATURE	HW1157	+	+	+	+	-	-

DELRAY LINEAR FRAMING



	A	B	C	D	E	F	G
DRL3613	43¾	67¾	47½	33 ¹¹ / ₁₆	N/A	N/A	14¼
DRL4813	55¾	79¼	56 ¹ / ₁₆	33 ¹¹ / ₁₆	N/A	N/A	14¼
DRL6013	68 ¹⁵ / ₁₆	91 ³ / ₁₆	64½	33 ¹¹ / ₁₆	25½	30 ¹¹ / ₁₆	14¼
DRL7213	81	106¾	78¾	33 ¹¹ / ₁₆	26½	30 ¹¹ / ₁₆	16