

## Linea 72

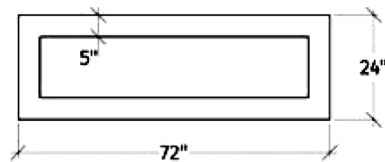
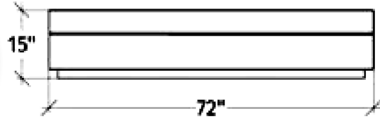



## DRAMATIC FIRE

Our **Linea** is a stunning addition to an outdoor living area. Its long line of modern fire creates a stunning visual display and still keeps a comfortable 5" of table space all around. This unit is perfect either for an entertainment space or to create a space divider.

### Product Features/ Specifications:

- 65K BTU and 250K BTU
- Liquid Propane or Natural Gas
- Complimentary Lava Rocks
- Other media available for purchase
- Manual Lit Ignition (available for upgrade to Electronic Ignition - please contact for further information)
- Weight: 405 lbs.
- Overhead clearance: 84" - 120" (depending on burner) and 36" horizontally to combustibles.



### Min. and Max. Gas Inlet Pressures:

The installer is responsible for using the correct fuel lines and/or regulation to provide gas to the fire feature within the specified minimum and maximum gas inlet pressures.

### Gas Inlet Pressures

MATCH LIGHT	Minimum	Maximum
Natural Gas	3.5" W.C. (.8718 Kpa)	7.0" W.C. (1.7436 Kpa)
Liquid Propane	11.0" W.C. (2.7399 Kpa)	13.0" W.C. (3.2381 Kpa)