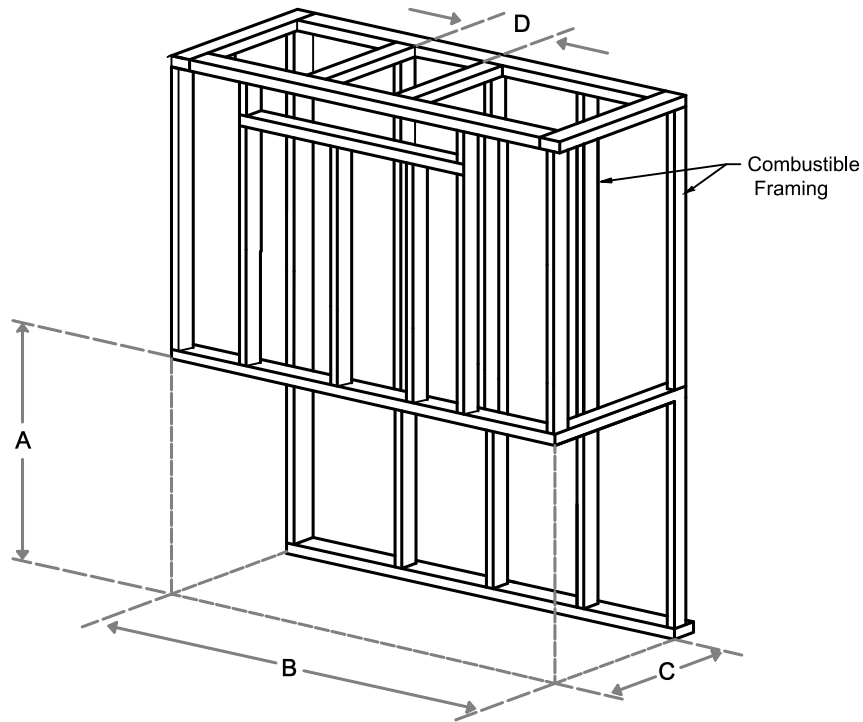


## Framing Information: 51 Three Sided (TS) (Screen & Double Glass)

**ORTAL**  
YOUR LIFE. YOUR FIRE

### Framing Dimensions



Model	A	B	C	D
51 TS	35 <sup>3</sup> / <sub>4</sub> "	55 <sup>5</sup> / <sub>8</sub> "	21 <sup>5</sup> / <sub>8</sub> "	Refer to Vent Manufacturer's Firestop Dimensions

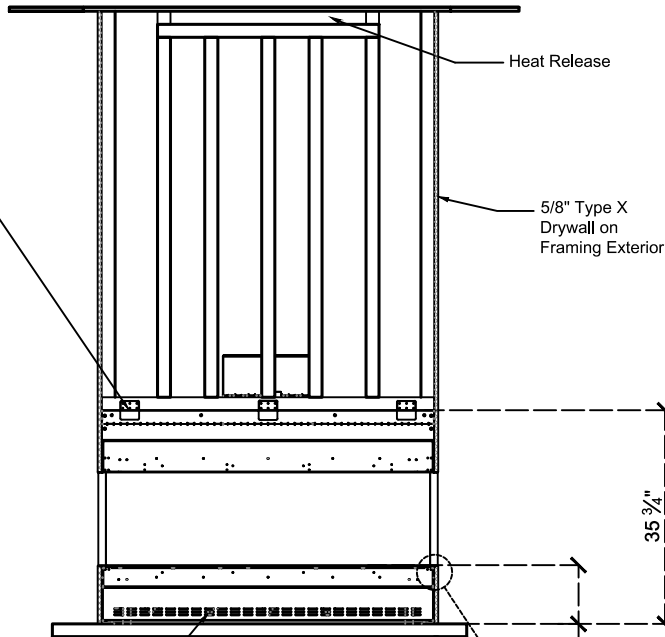
Note : 1. Drawings are not to Scale  
 2. All dimensions in inches  
 3. No weight can be transferred to the fireplace. ALL FRAMING MUST BE SELF-SUPPORTED.

# Framing Information: 51 Three Sided (TS) (Screen & Double Glass)



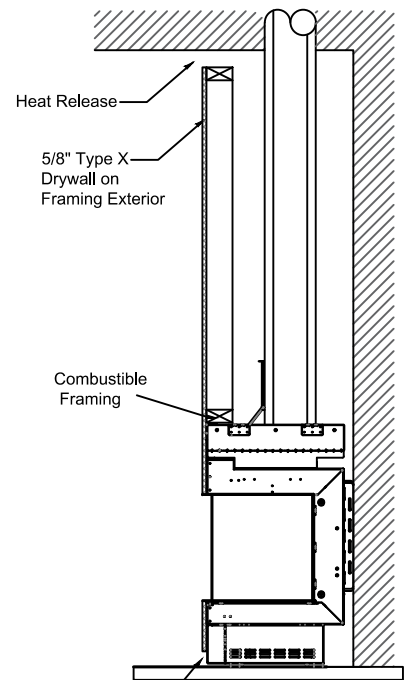
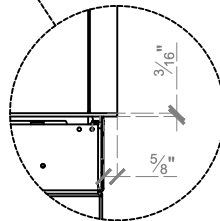
## Framing Details

Nailing flanges fold up and connect to the framing.  
ALL FRAMING MUST BE SELF-SUPPORTED.  
The fireplace must not bear any weight.



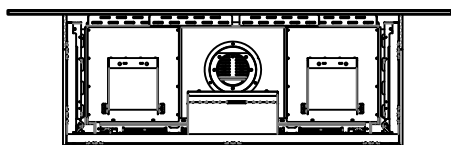
Elevation View

Add drywall nailer as needed.



Section View

Air Intake (required for double glass only)



Top View

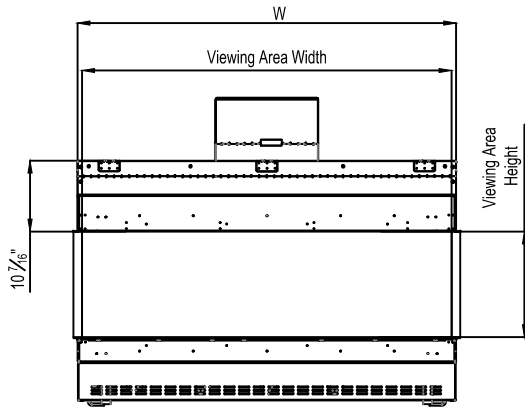
The valve can be moved 36" from the center of the fireplace in any direction

- Note :
1. Drawings are not to Scale
  2. All dimensions in inches
  3. No weight can be transferred to the fireplace. ALL FRAMING MUST BE SELF-SUPPORTED.

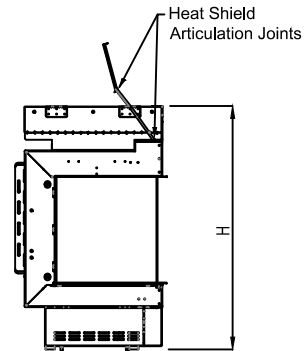
# Framing Information: 51 Three Sided (TS) (Screen & Double Glass)



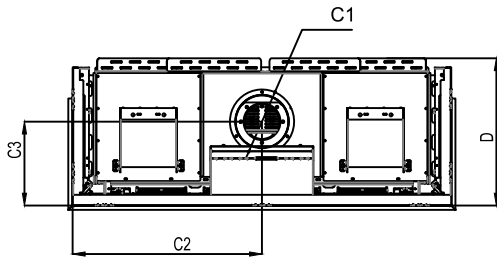
## Fireplace Dimensions



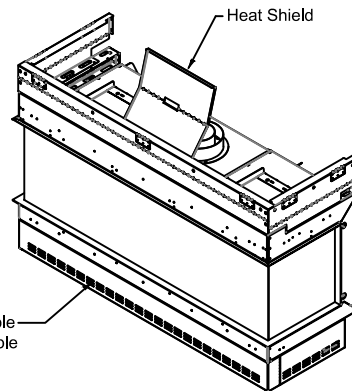
Front View



Side View



Top View



Protective Cover for double glass fans. Ships on double glass models only.

Model	(H) Height	(W) Width	(D) Depth	C1	C2	C3	Viewing Area	
							Front	Side
51 TS	35 3/4"	55 5/8"	21 5/8"	7 7/8"	27 13/16"	12 5/16"	54 5/16" W X 15 3/4" H	14 13/16" W X 15 3/4" H

Note : 1. Drawings are not to Scale  
2. All dimensions in inches