

PLATINUM SMART-HEAT™ GAS

The Platinum Smart-Heat™ Gas heater series spreads heat and comfort evenly in all areas, with a soft and soothing red glow. Built with pure premium materials and designed with elegance, there is no compromise on performance, reliability and beauty.



500 SERIES



300 SERIES

SPECIFICATIONS

Reference the specification guide below to help you select the correct solution for your needs.

MODEL NUMBER	300 SERIES	500 SERIES
FUEL TYPE	LPG NG	LPG NG
COLOR	BLACK	BLACK
HEAT AREA	160FT	215FT
RATED CURRENT	110V/2A	110V/2A
MINIMUM FLOOR CLEARANCE	96"	96"
OUTPUT	23,600 BTU	39,800 BTU

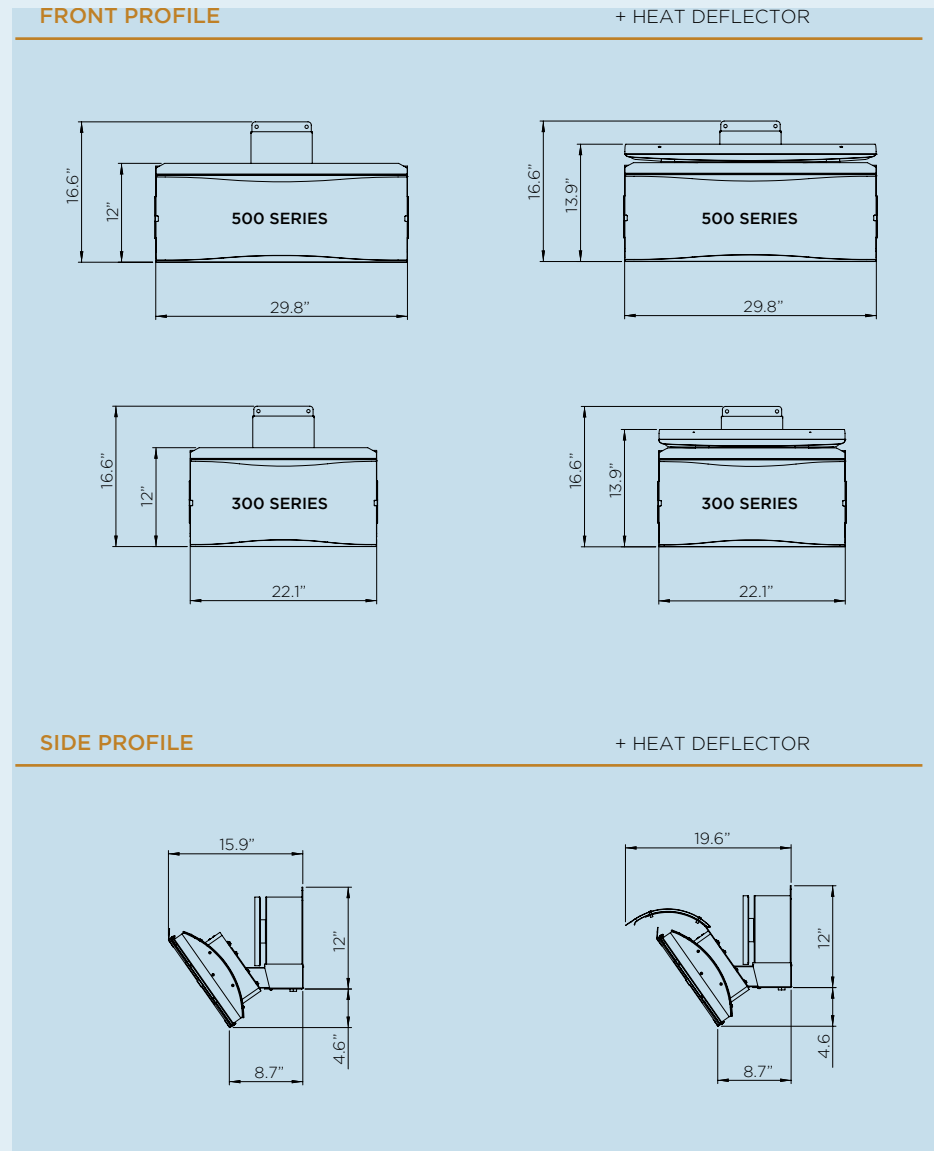
MOUNTING OPTIONS	300 SERIES	500 SERIES
CEILING MOUNT	✓	✓
WALL MOUNT	✓	✓
RECESSED FLUSH MOUNT	-	-
CEILING POLE MOUNT	✓	✓
FREESTANDING	-	-

CONTROL OPTIONS	300 SERIES	500 SERIES
ON OFF	✓	✓
DIMMER	-	-
MASTER REMOTE *	-	-

Measurements displayed within this document are minimum requirements for installation. Bromic takes no responsibility for incorrect or non-compliant installations. All measurement in this document are displayed in inches.

DIMENSIONS

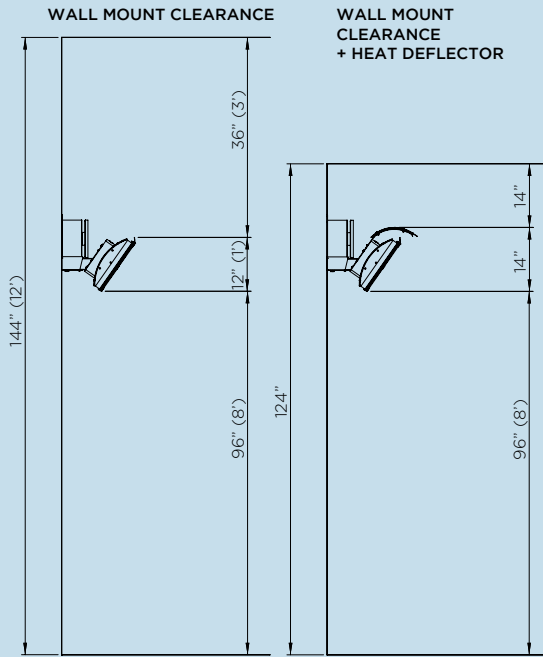
With a wide range of sizes available, find the ideal heater to suit your outdoor space.



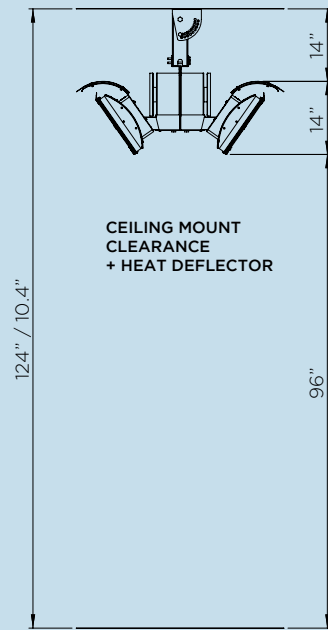
MOUNT OPTIONS

With a wide array of mounting options, Bromic offers solutions to compliment any décor and provide functionality for ambiance and comfort.

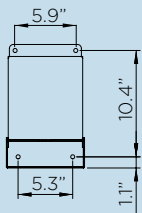
WALL MOUNT



CEILING MOUNT



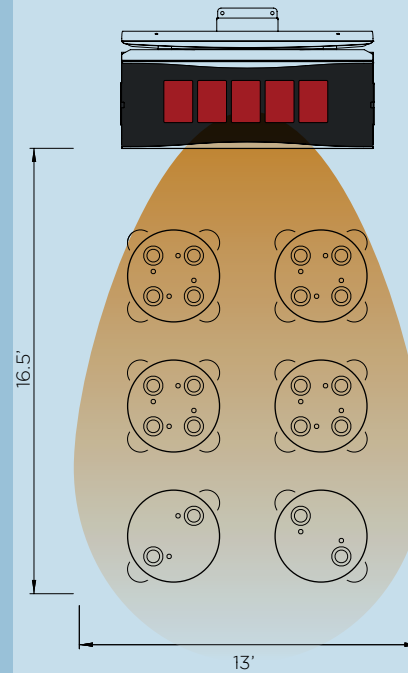
WALL BRACKET



HEATING REACH

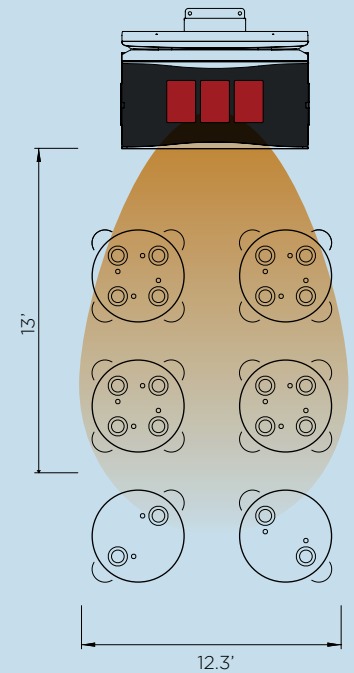
Creating ideal comfort levels, Bromic heaters offer a variety of heat distribution options to suit your outdoor heating needs.

500 SERIES



HEATING APPROXIMATELY 215FT
39,800 BTU HEATING POWER

300 SERIES



HEATING APPROXIMATELY 160FT
23,600 BTU HEATING POWER

CONTROL OPTIONS



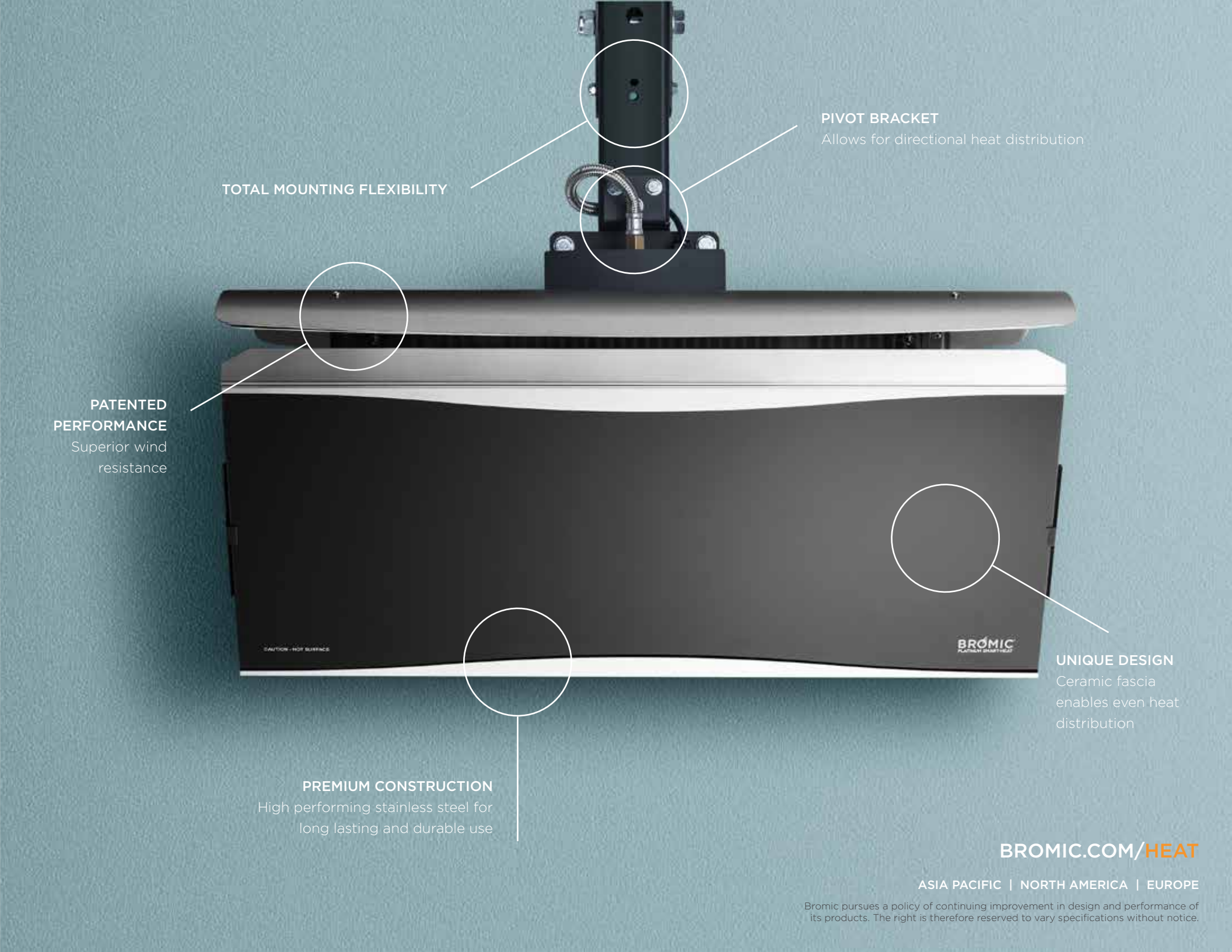
ON | OFF CONTROL



MASTER REMOTE



EXTEND THE BOUNDARIES OF INSIDE SPACE,
BY INCLUDING THE OUTDOORS. CONTROL
THE CLIMATE IN YOUR NEXT PROJECT WITH
BROMIC SMART-HEAT™.



PIVOT BRACKET
Allows for directional heat distribution

TOTAL MOUNTING FLEXIBILITY

PATENTED PERFORMANCE
Superior wind resistance

UNIQUE DESIGN
Ceramic fascia enables even heat distribution

PREMIUM CONSTRUCTION
High performing stainless steel for long lasting and durable use

BROMIC.COM/HEAT

ASIA PACIFIC | NORTH AMERICA | EUROPE

Bromic pursues a policy of continuing improvement in design and performance of its products. The right is therefore reserved to vary specifications without notice.