


PLATINUM SMART-HEAT™ ELECTRIC

Available in black and white, our Platinum Smart-Heat™ Electric heater is specifically suited for low-clearance and design-focused spaces. This slim-line, stainless steel unit spreads comfort evenly in its space, all while minimising light emission and blending seamlessly into the background with our recess mounting solutions.



2300W SERIES
BLACK | WHITE



3400W SERIES
BLACK | WHITE

SPECIFICATIONS

Reference the specification guide below to help you select the correct solution for your needs.

MODEL NUMBER	2300W SERIES	3400W SERIES
FUEL TYPE	ELECTRIC	ELECTRIC
COLOR	BLACK WHITE	BLACK WHITE
HEAT AREA	65FT	108FT
RATED CURRENT	230 - 240V/9.6A	230 - 240V/14.2A
MINIMUM FLOOR CLEARANCE	WALL 72" CEILING 96"	WALL 72" CEILING 96"

MOUNTING OPTIONS

CEILING MOUNT		
WALL MOUNT	✓	✓
RECESSED FLUSH MOUNT	✓	✓
CEILING POLE MOUNT	✓	✓
FREESTANDING	✓	✓
	-	-

CONTROL OPTIONS

ON OFF		
DIMMER	✓	✓
MASTER REMOTE *	✓	✓
	✓	✓

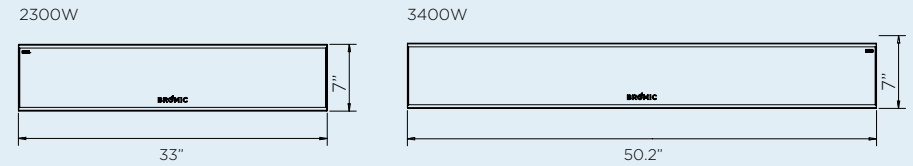
* Control up to six zones of heaters with unlimited heaters per zone from a single control. Works only with dimming controllers. Control operates within 100ft of heaters.

Measurements displayed within this document are minimum requirements for installation. Bromic takes no responsibility for incorrect or non-compliant installations. All measurement in this document are displayed in inches.

DIMENSIONS


With a wide range of sizes available, find the ideal heater to suit your outdoor space.

PROFILE

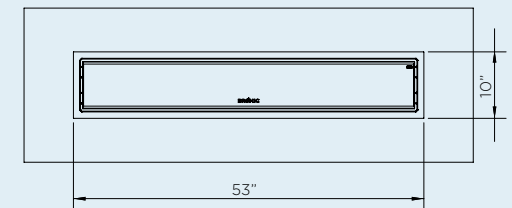


CEILING RECESS

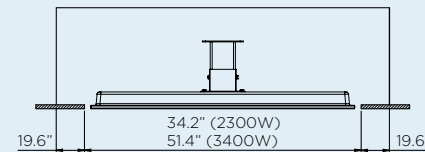
CEILING RECESS FRAME 2300W



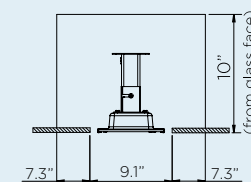
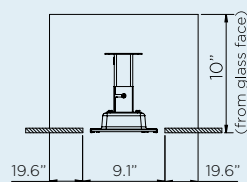
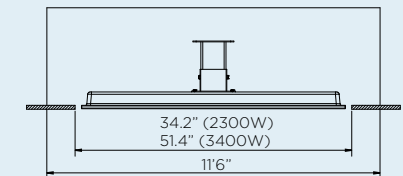
CEILING RECESS FRAME 3400W



MINIMUM CAVITY OPTION 1



MINIMUM CAVITY OPTION 2

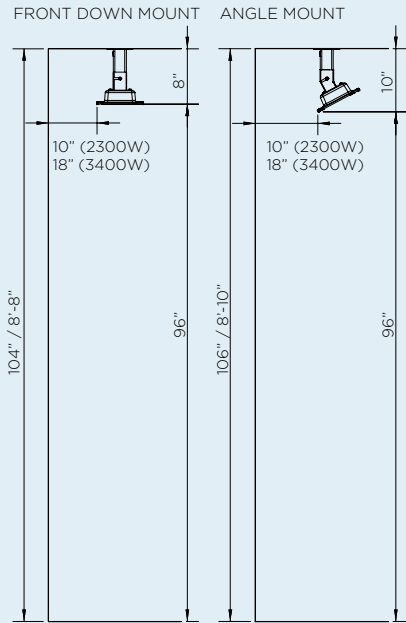


MOUNT OPTIONS

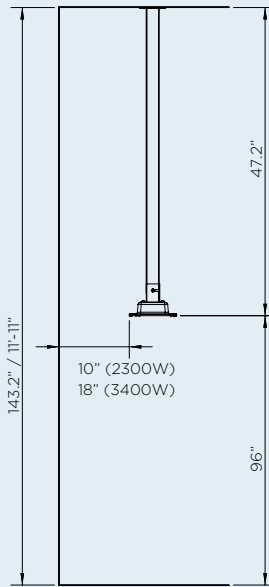
With a wide array of mounting options, Bromic offers solutions to compliment any décor and provide functionality for ambiance and comfort.

CEILING & WALL MOUNT


CEILING MOUNT CLEARANCE



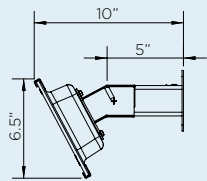
CEILING POLE CLEARANCE



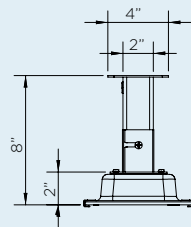
WALL MOUNT CLEARANCE



WALL BRACKET (INCLUDED)



CEILING BRACKET (INCLUDED)



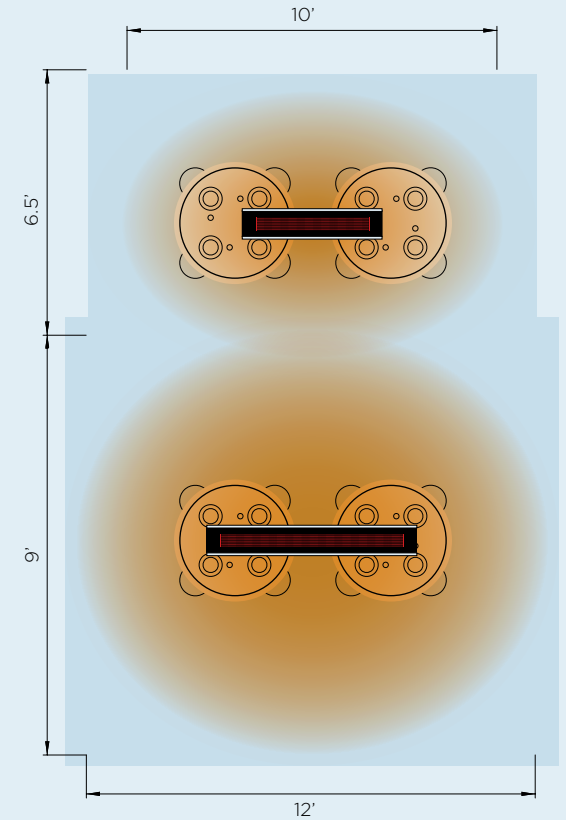
HEATING REACH

Creating ideal comfort levels, Bromic heaters offer a variety of heat distribution options to suit your outdoor heating needs.

HEAT AREAS

2300W SERIES
HEATING APPROXIMATELY 65FT
2300W HEATING POWER

3400W SERIES
HEATING APPROXIMATELY 108FT
3400W HEATING POWER



CONTROL OPTIONS




ON | OFF CONTROL



DIMMER CONTROL



MASTER REMOTE




REDEFINE THE BOUNDARIES
OF YOUR SPACE, BY INCLUDING
THE OUTDOORS. CONTROL THE
CLIMATE IN YOUR NEXT PROJECT
WITH BROMIC SMART-HEAT™.

VERSATILE MOUNTING SOLUTION

Minimal vertical clearance

HIGH PERFORMANCE CONSTRUCTION

304 stainless steel & tinted ceramic screen



CLEAN, COMPACT AND ELEGANT DESIGN

For seamless integration

ADJUSTABLE MOUNTING BRACKETS

Allows for directional heat distribution



COMPATIBLE WITH SMART-WIRELESS TECHNOLOGY

BROMIC.COM/HEAT

ASIA PACIFIC | NORTH AMERICA | EUROPE

Bromic pursues a policy of continuing improvement in design and performance of its products. The right is therefore reserved to vary specifications without notice.