

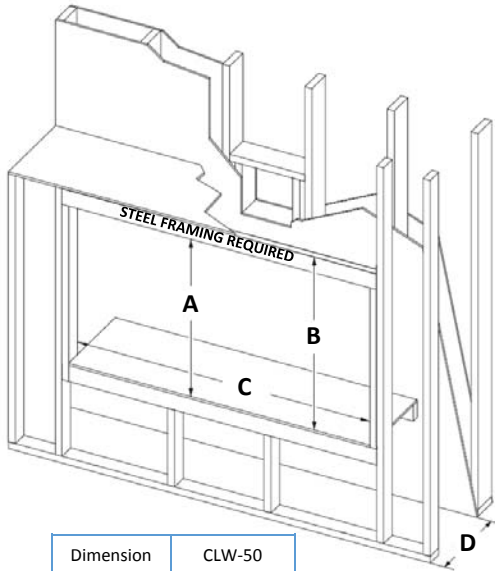
Please leave these reference guides at the installation location until the installation is finished. See owners manual for full installation and finishing instructions before making final decisions as information is subject to change.

Specifications (all measurements are in inches)

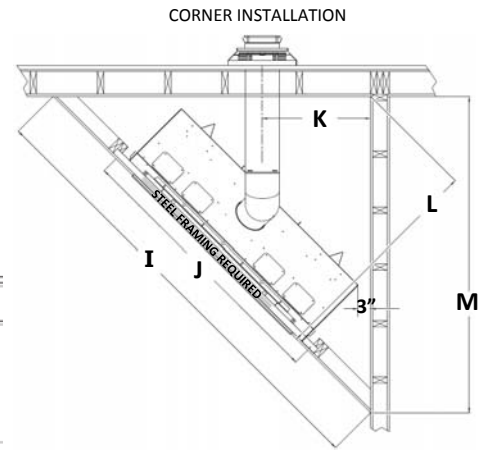
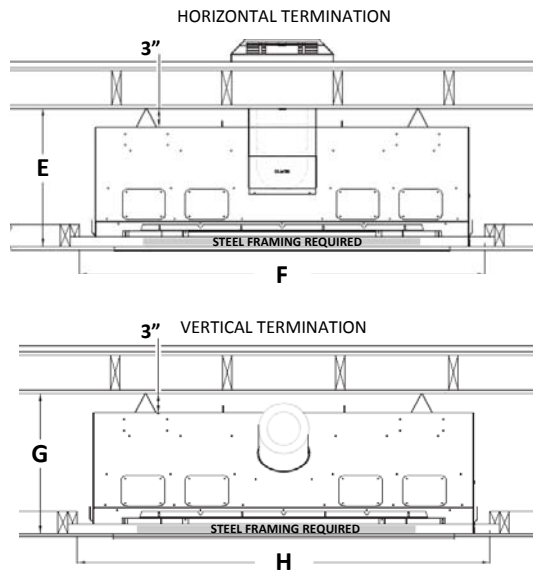
• GAS LINE OPENING: LEFT SIDE • ELECTRICAL ACCESS: RIGHT SIDE

Model	BTU	Height		Front Width		Back Width		Depth		Glass Viewing Area
		Actual	Framing	Actual	Framing	Actual	Framing	Actual	Framing	
CLW-50	35,500 (NG) 35,000 (LP).	39	44-1/2	59-1/2	64-1/2	59-1/2	64-1/2	18-15/16	22	49-7/8 x 13-3/8

Framing Opening




Dimension	CLW-50
A	44-1/2
B	48
C	64-1/2
D	22



E	F	G	H	I	J	K	L	M
22	64-1/2	22	64-1/2	106-13/16	64-1/2	25-7/8	53-7/16	75-9/16

Finishing Clearances



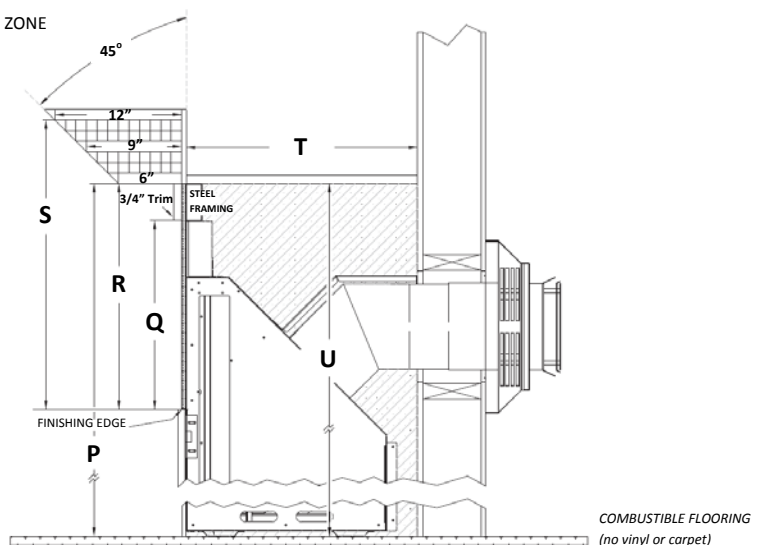
■ Non-Combustible Material Only ▨ Combustible Material Allowed

Dimension	CLW-50
N	66
O	48-3/4

Mantel Clearances

▨ NON-COMBUSTIBLE ZONE

MANTEL PROJECTION:
Each square represents 1" of projection



Dimension					
P	Q	R	S	T	U
48	18	21-1/2	27-1/2	22	48

Horizontal Termination Framing

Rigid Pipe Venting

800 Series Flex-Vent Kit Venting

**Requirement when initially using 45° Elbow Vertically*

A Kozy Heat #800-WPT series wall pass thru is required with use of the flex-vent kit.

Dimension	CLW-50
V	22
W	34-3/8
X	44-3/4
Y	42

Horizontal 5" X 8" Venting Minimum Requirements

Consult venting chart in the manual for all options above minimum requirements

H = Horizontal
V = Vertical

Requirement	CLW-50
(NG/LP) Vertical Min	45° Elbow
(NG/LP) Horizontal Min	6
(NG/LP) Horizontal Max	24

Requirement*	CLW-50
(NG/LP) Vertical Min	45° Elbow + 90° Elbow
(NG/LP) Horizontal Min	6
(NG/LP) Horizontal Max	48

**Requirement when initially using 45° Elbow Vertically*

4" x 6-5/8" Decreaser Minimum Requirements

CO-LINEAR 3" X 3" FLEX PIPE VERTICAL VENTING

4" x 6-5/8" DECREASER

24" Vertical (5" x 8") MIN

Requirement	CLW-50
(NG/LP) Vertical Min	45° Elbow + 24" + Decreaser
(NG/LP) Horizontal Min	90° Elbow
(NG/LP) Horizontal Max	48

Requirement	CLW-50
(NG/LP) Horizontal Min	45° Elbow + Decreaser
(NG/LP) Vertical Min	10
(NG/LP) Vertical Max	50 ft.

CO-AXIAL TO CO-LINEAR ADAPTER

Heat Shield Requirements

***The horizontal vent heat shield must be installed when using a horizontal 45° elbow of the back of the appliance**