

SPEC SHEET

# Distinction

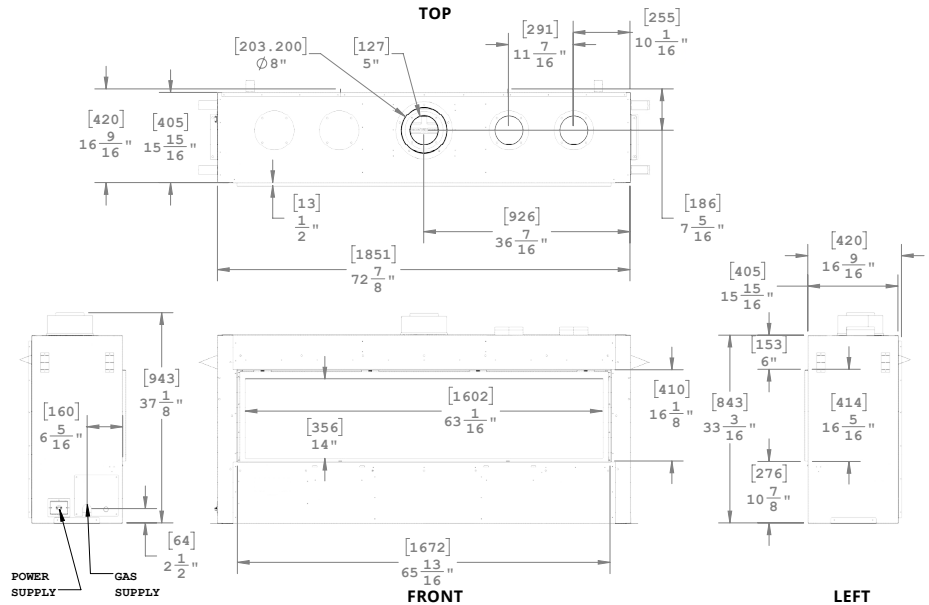
D6315 & DL6315

# MONTIGO®

## LINEAR GAS FIREPLACE

## DIMENSIONS

PART	ACTUAL	FRAMING
FRONT WIDTH	72 $\frac{7}{8}$ "	79 $\frac{1}{2}$ "
BACK WIDTH	72 $\frac{7}{8}$ "	79 $\frac{1}{2}$ "
HEIGHT	33 $\frac{3}{16}$ "	50 $\frac{3}{8}$ "
DEPTH	16 $\frac{1}{2}$ "	18"
VIEWING AREA	63 $\frac{1}{16}$ " X 14"	N/A



## FEATURES

- 18" Framing Depth
- Montigo 4<sup>TH</sup> generation 50,000 BTU/HR concealed linear burner for the D6315. 40,000 BTU/HR for the DL6315
- Standard 5/8 direct vent pipe
- Powervent capable to meet any vent configuration up to 100 feet
- Heat distribution kits for secondary heating

## TECHNICAL SPECIFICATIONS

### D6315 standard with:

- Full load Proflame2 control system and full function remote control
- 50,000 BTU/HR NG or LP Montigo 4<sup>TH</sup> generation linear concealed burner
- 50% turn down gas valve with stepper motor
- Ceramic glass with flush safety screen
- Field convertible to propane with optional conversion kit
- Ceramic glass reflective liner
- Multicolor LED uplighting with remote control
- Star Ice fireglass media
- Metal framing kit and cementboard framing

### D6315 Options:

- Cool Wall Advantage TV kit
- Cool Wall Advantage side discharge kit

### DL6315 standard with:

- Basic Proflame2 control system with 30' wall switch wire
- 40,000 BTU/HR NG or LP Montigo 4<sup>TH</sup> generation linear concealed burner
- Single stage gas valve
- Borosilicate high temperature glass with flush safety screen
- Field convertible to propane with optional conversion kit
- Star Ice fireglass media
- Metal framing kit and cementboard facing

### DL6315 Options:

- 30% turn down valve with stepper motor
- Full function remote control
- Ceramic glass reflective liner
- Multicolor LED uplighting with remote control
- Cool Wall Advantage TV kit
- Cool Wall Advantage side discharge kit

SPEC SHEET

# Distinction

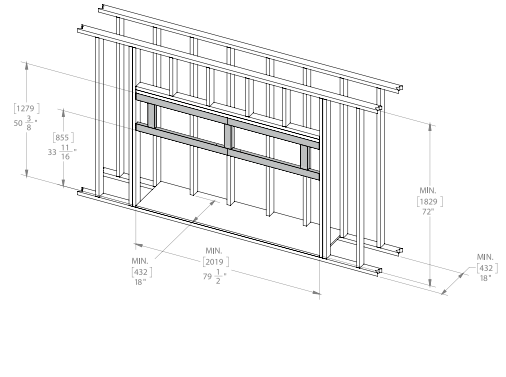
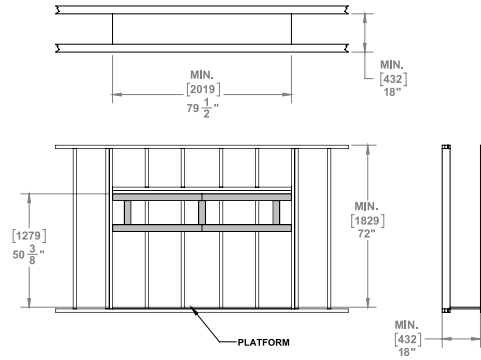
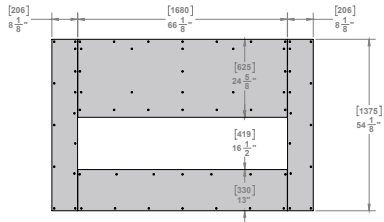
D6315 & DL6315

# MONTIGO®

## LINEAR GAS FIREPLACE

## FRAMING SPECIFICATIONS

Typical Installation Shown



☐ Metal framing kit and cement board facing



## SPECIFICATIONS

- Sides: 3 1/2"
- Back: 2"
- Top : 38 7/8"
- Floor: 0"
- Facing Material: Cement board (Supplied)

—  —

The perfect  
combination of  
performance  
and design

—

Unit Code	BTU		Efficiency	
	High	Low	P.4. 1-02	Steady state
D6315NI	50,000	27,000	50%	58%
D6315LI	50,000	26,700	50%	58%
DL6315NI	40,000	40,000	55%	57%
DL6315LI	40,000	40,000	55%	57%