

C **SERIES**

LINEAR GAS FIREPLACES



enviro.com



Ledgestone Liner – Bezel Base



Fluted Liner – Bezel Base



Black Porcelain Liner – Bezel Base



Ledge stone Liner – Ultra High Definition Log Set



Fluted Liner – Ultra High Definition Log Set



Black Porcelain Liner – Ultra High Definition Log Set





LedgeStone Liner – Bezel Base



Fluted Liner – Bezel Base



Black Porcelain Liner – Bezel Base



Ledgestone Liner – Ultra High Definition Log Set



Fluted Liner – Ultra High Definition Log Set



Black Porcelain Liner – Ultra High Definition Log Set

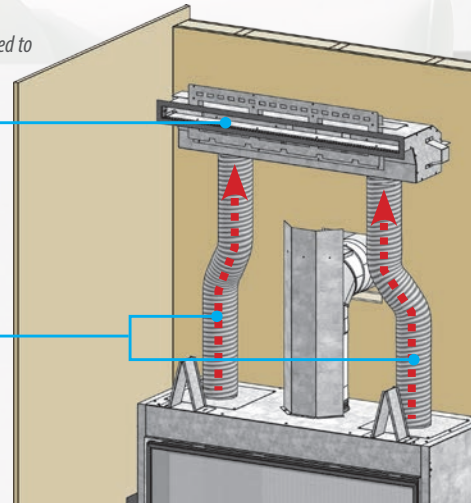


Heat Distribution / TV Kit

In the past, wall mounted televisions or treasured decor pieces would degrade over time from the excess rising heat produced by your gas fireplace. Our new **Heat Distribution / TV Kit** for the C Series allows you to make use of the valuable real estate directly above your linear gas fireplace. It can channel heat inside the wall and vent it out above the fireplace or into an adjacent room.

Opening bezel can be painted to blend with wall color

Dual vents reduce surface temperature and evenly channel rising heat



C44 – Black Porcelain Liner, Halogen Light Kit with Clear Glass Media, Powder Coated Borderview Surround, Heat Distribution / TV Kit



Ledgestone Liner – Full Glass Tray



Fluted Liner – Full Glass Tray



Black Porcelain Liner – Full Glass Tray



Ledgestone Liner – Bezel Base



Fluted Liner – Bezel Base



Black Porcelain Liner – Bezel Base





Ledgestone – Rock & Log Set



Fluted Liner – Rock & Log Set



Black Porcelain Liner – Rock & Log Set



LedgeStone Liner – Full Glass Tray



Fluted Liner – Full Glass Tray



Black Porcelain Liner – Full Glass Tray



Specifications

	C34			C44			C60		
BTU Maximum Input - NG / LP	30,000 BTU's			38,000 BTU's			51,000 BTU's		
BTU Minimum Output* - NG / LP	9,750 BTU's			12,255 BTU's			16,702 BTU's		
Turn Down - Valve 820 / Valve 885	Up to 50%			Up to 50%			Up to 50%		
FE Efficiency **	64.6%			64.5%			65.7%		
Valve Configuration	Standing Pilot & IPI			Standing Pilot & IPI			Standing Pilot & IPI		
Venting	5" / 8"			5" / 8"			5" / 8"		
Flex Venting	Up to 5'			Up to 5'			Up to 5'		
Glass Size	HEIGHT 14"	WIDTH 34½"		HEIGHT 14"	WIDTH 44½"		HEIGHT 14"	WIDTH 60½"	
Visible Dimensions	16⅝"	36⅛"		16¼"	46⅛"		16⅝"	62⅛"	
Minimum Framing Dimensions †	HEIGHT 65"	WIDTH 45"	DEPTH 20"	HEIGHT 65"	WIDTH 55"	DEPTH 20"	HEIGHT 72"	WIDTH 71"	DEPTH 20"

* Calculated by (Max BTU Input) × 50% (Turn Down Valve) × (FE Efficiency) | ** Efficiency, emissions and area heated varies by venting & location. Tested to P4.1-15 | † Please refer to owners manual for detailed installation instructions.



Optional Surround

Create stronger focus on the flames by adding a powder coated, brushed nickel, or brushed antique copper border view surround.



Hidden Pilot System

The C Series uses a hidden pilot system diagonally recessed on a far edge so as not to obstruct the overall look of the burn.



Optional Heat Distribution / TV Kit

This heat distribution / TV kit channels hot air away from wall mounted TV's placed directly above the unit or it can pass heat into nearby rooms.



Optional Dual Blower Kit

This optional 220 CFM fan assembly operates with a left and right fan to help evenly push warm air further into the room.

Fluted Liner




Compatible with the C34, C44, and C60

Ledgestone Liner



Compatible with the C34, C44, and C60

Black Porcelain Liner




Compatible with the C34, C44, and C60

Ultra High Definition Log Set



Compatible with the C34 and C44

Bezel Base



Includes Black Glass Media or Vermiculite
Compatible with the C34, C44, and C60

Full Glass Tray



Compatible with the C34, C44, and C60

Rock & Log Set



Compatible with the C44 and C60

Halogen Light Kit



Compatible with the C34, C44, and C60



Manufactured by Sherwood Industries Ltd. Victoria, BC, Canada | enviro.com

Printed in Canada, April 2017

