



PHENOM / PROUDLY HANDCRAFTED IN NORTH AMERICA

PHENOM

MULTI SIDED

A NEW DIMENSION

PHENOM SEE THROUGH CONTEMPORARY

L38FSD
L42FSD
L52FSD

SEE THROUGH
DIRECT VENT

Standard

Contemporary burner with Ice fireglass

Comes with Proflame 2 BASIC control system

Micro mesh screen

Manual Hi-Lo flame control

Options

Glass media

Surrounds in satin black or stainless steel

Multi-function remote control

Battery backup

Remote controlled fans

WiFi phone app control



QUICK DIMENSIONS

	L38FSD		L42FSD		L52FSD	
	UNIT	FRAM.	UNIT	FRAM.	UNIT	FRAM.
F.WIDTH	39 ⁵ / ₁₆	41	43 ³ / ₁₆	45	58 ¹ / ₄	60
B.WIDTH	39 ⁵ / ₁₆	41	43 ³ / ₁₆	45	58 ¹ / ₄	60
HEIGHT	33 ³ / ₁₆	40	33 ³ / ₈	40	34 ¹³ / ₁₆	39
DEPTH	25 ¹ / ₈	23 ³ / ₄	25 ¹ / ₄	23 ³ / ₄	25 ³ / ₁₆	23 ³ / ₄
VIEWING	35 ¹ / ₂ × 19 ³ / ₈		39 ¹ / ₂ × 20 ³ / ₁₆		47 × 21 ¹³ / ₁₆	

BTU LISTING

L38FSD** / 27,000

L42FSD** / 34,000

L52FSD** / 40,000

EFFICIENCY (FE)

L38FSDNI / 58%

L38FSDN / 58.6%

L38FSDLI / 59.6%

L38FSDL / 58.6%

L42FSDNI / 57%

L42FSDN / 58%

L42FSDLI / 60%

L42FSDL / 58%

L52FSDNI / 56.99%

L52FSDN / 56.71%

L52FSDLI / 61.2%

L52FSDL / 60%

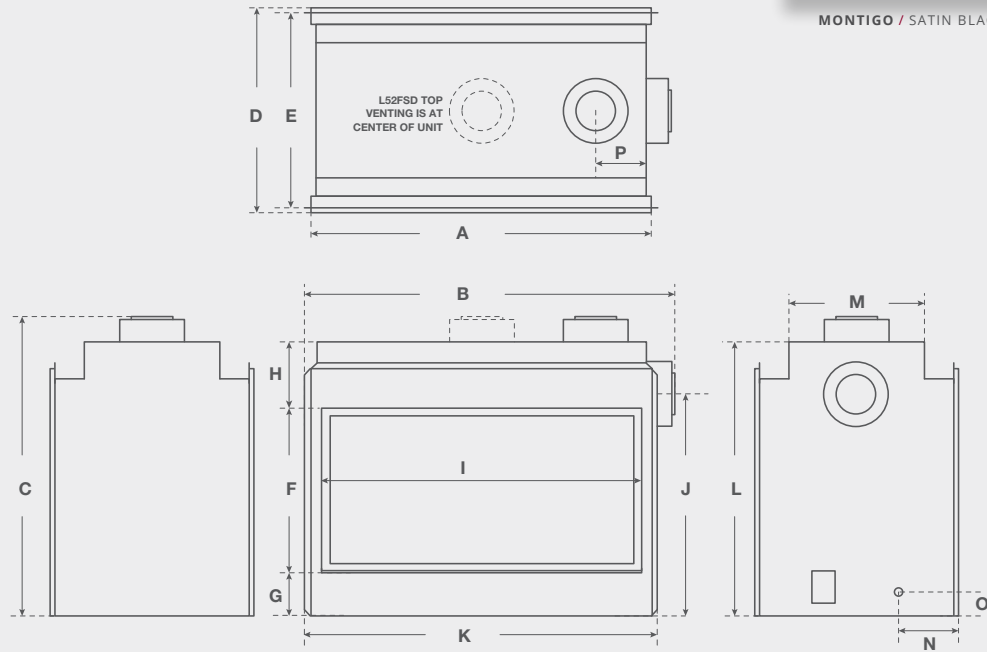




PHENOM FSD DIMENSIONS

MONTIGO / STAINLESS STEEL SURROUND

MONTIGO / SATIN BLACK SURROUND

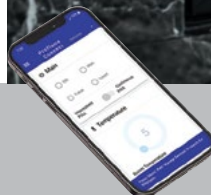


	A	B	C	D	E	F	G	H	I	J	K	L	M	N	O	P
L38FSD	37 ³ / ₄	41 ¹ / ₈	36	25 ¹ / ₄	23 ³ / ₈	19 ³ / ₈	5 ¹ / ₄	9	35 ¹ / ₄	26 ⁵ / ₈	39 ⁵ / ₁₆	33 ³ / ₁₆	18 ⁵ / ₈	7 ³ / ₈	3	6 ¹ / ₄
L42FSD	42	45 ¹ / ₁₆	37	25 ¹ / ₄	23 ³ / ₈	20 ³ / ₁₆	5 ¹ / ₂	8 ³ / ₁₆	39 ¹ / ₂	27 ⁷ / ₁₆	43 ⁹ / ₁₆	33 ³ / ₈	16 ¹ / ₁₆	7 ³ / ₈	3	6 ¹ / ₄
L52FSD	52	N/A	38 ¹ / ₈	25 ¹ / ₄	23 ³ / ₈	21 ¹ / ₁₆	5 ¹ / ₂	7 ⁷ / ₁₆	47	N/A	58 ¹ / ₄	34 ¹ / ₁₆	10 ¹ / ₁₆	7 ³ / ₈	3	29 ¹ / ₈



MONTIGO / PHENOM / L38FSD

MONTIGO / PHENOM / L38FSD / SAGE FIREBEADS



OPTIONS & FEATURES

REMOTE+
RX100**

WALL REMOTE
EC1550

WIFI PHONE APP
CONTROL
SIT-WIFI¹

¹Available on IPI ignition units only (other remotes available for standing pilot)

Unit Specifications

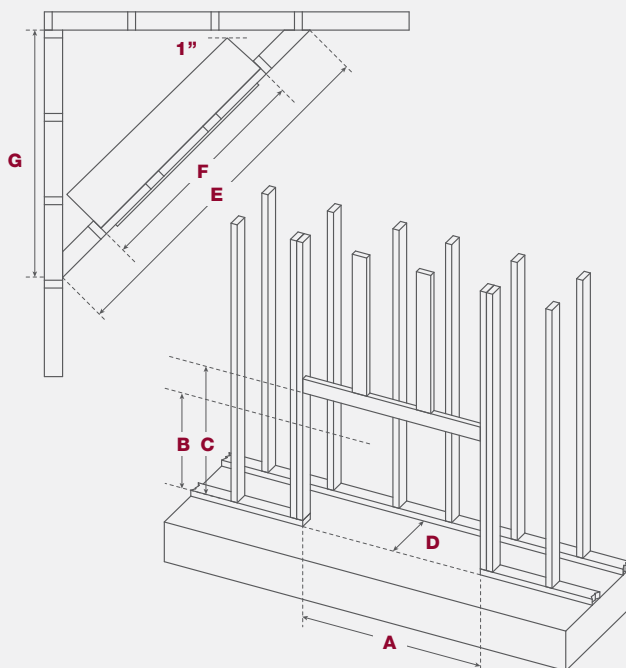
ICON LEGEND

AVAILABLE	+	NOT AVAILABLE	-
DEDICATED	◊	STANDARD	◦

	BTU NATURAL GAS	BTU LIQUID PROPANE	VENTING	CLEARANCE TOP - REAR VENT	CLEARANCE TOP - TOP VENT	CLEARANCE SIDES	CLEARANCE BACK	CLEARANCE FLOOR	FRONT VIEWING AREA	FRONT GLASS TYPE	STANDARD MEDIA	MICRO MESH SCREEN	POWERVENT	REMOTE CONTROL	FANS	UPLIGHTING	DOWNLIGHTING
PL38DF*I	25,000	25,000	5"8"	9	17½	0	0	0	35¾ × 19½	HIGH TEMPERATURE	HW1157	◦	+	+	+	-	-
PL42DF*I	32,000	32,000	5"8"	9	17½	0	0	0	39½ × 20¾	HIGH TEMPERATURE	HW1157	◦	+	+	+	-	-
PL52DF*I	40,000	40,000	5"10"	12	26	2½	1	0	47 × 21¾	HIGH TEMPERATURE	HW1157	◦	+	+	+	-	-
P38DF*I	25,000	25,000	5"8"	9	17½	0	0	0	35¾ × 19½	HIGH TEMPERATURE	HW1106	◦	+	◦	◦	◦	-
P42DF*I	32,000	32,000	5"8"	9	17½	6	0	0	39½ × 20¾	HIGH TEMPERATURE	HW1106	◦	+	◦	◦	◦	-
P52DF*I	40,000	40,000	5"10"	12	26	2½	1	0	47 × 21¾	HIGH TEMPERATURE	HW1106	◦	+	◦	◦	◦	-
L38FSD*I	27,000	27,000	5"8"	24	24	6	2	0	35¼ × 19¾	HIGH TEMPERATURE	HW1157	◦	+	+	+	-	-
L42FSD*I	34,000	34,000	5"8"	24	24	6	2	0	39½ × 20¾	HIGH TEMPERATURE	HW1157	◦	+	+	+	-	-
L52FSD*I	40,000	40,000	5"8"	24	24	6	2	0	47 × 21¾	HIGH TEMPERATURE	HW1157	◦	+	+	-	-	-

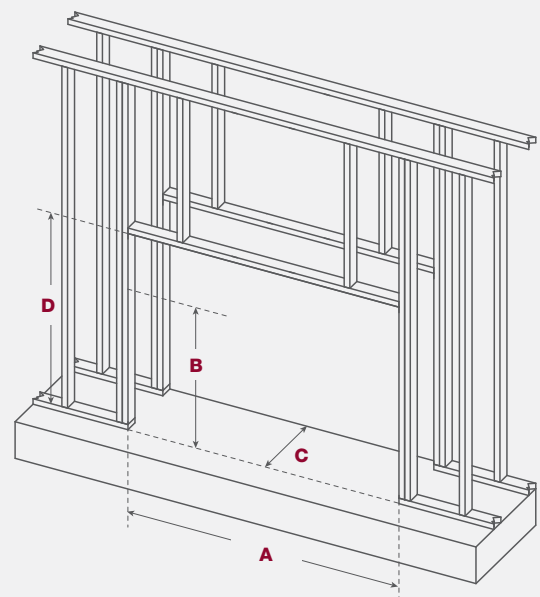
PHENOM SINGLE SIDED FRAMING

	A	B†	C	D	E	F	G
P38	37¾	34¼	41¼	20⅞	76¼	37¾	53⅞
P42	42	35	42	21¾	84½	42	59¾
P52	52	37½	43¾	24½	98	52	64¼



PHENOM SEE THROUGH FRAMING

	A	B†	C	D
P38	41	34½	23¾	40
P42	45	35	23¾	40
P52	59	N/A	23¾	39



† "B" dimension is from grade to non-combustible stud
Header on edge not required if framing meets clearance to venting