



PHENOM / PROUDLY HANDCRAFTED IN NORTH AMERICA

# PHENOM

# IT STARTS WITH A SPARK

P38, P42, P52  
PL38, PL42,  
PL52

SINGLE SIDED  
DIRECT VENT

### QUICK DIMENSIONS

	P38		P42		P52	
	UNIT	FRAM.	UNIT	FRAM.	UNIT	FRAM.
F.WIDTH	37 <sup>11</sup> / <sub>16</sub>	37 <sup>3</sup> / <sub>4</sub>	42	42	52	52
B.WIDTH	37 <sup>1</sup> / <sub>4</sub>	37 <sup>3</sup> / <sub>4</sub>	41 <sup>1</sup> / <sub>2</sub>	42	47 <sup>3</sup> / <sub>8</sub>	52
HEIGHT	33 <sup>3</sup> / <sub>4</sub>	41 <sup>1</sup> / <sub>4</sub>	34 <sup>3</sup> / <sub>8</sub>	42	36 <sup>3</sup> / <sub>16</sub>	43 <sup>3</sup> / <sub>4</sub>
DEPTH	19 <sup>1</sup> / <sub>2</sub>	20 <sup>1</sup> / <sub>8</sub>	20 <sup>5</sup> / <sub>8</sub>	21 <sup>1</sup> / <sub>8</sub>	22 <sup>1</sup> / <sub>16</sub>	24 <sup>1</sup> / <sub>4</sub>
VIEWING	35 <sup>3</sup> / <sub>16</sub> × 19 <sup>1</sup> / <sub>2</sub>		39 <sup>1</sup> / <sub>2</sub> × 20 <sup>3</sup> / <sub>8</sub>		47 × 21 <sup>1</sup> / <sub>8</sub>	

### PHENOM FULL LOAD CONTEMPORARY

#### Standard

Concealed burner with Quartz firebeads

Multi-function remote control

Remote controlled fans

Black porcelain liner

Halogen uplighting

Remote Hi-Lo flame

Micro mesh screen

Battery backup

#### Options

Surrounds in satin black or stainless steel

Speckled stones, driftwood, glass media

WiFi phone app control

### PHENOM BASIC CONTEMPORARY

#### Standard

Concealed burner with Ice fireglass

Micro mesh screen

Comes with Proflame 2 BASIC control system

#### Options

Surrounds in satin black or stainless steel

Speckled stones, driftwood, glass media

Multi-function remote control

Remote controlled fans

Black porcelain liner

Battery backup



### BTU LISTING

P\*38DF-I-2 / 25,000  
P\*42DF-I-2 / 32,000  
P\*52DF-I-2 / 40,000

### EFFICIENCY (FE)

P38DFNI-2 / 58%  
PL38DFNI / 58%  
P38DFLI-2 / 58%  
PL38DFLI / 58%

P42DFNI-2 / 57%  
PL42DFNI / 57%  
P42DFLI-2 / 60%  
PL42DFLI / 57%

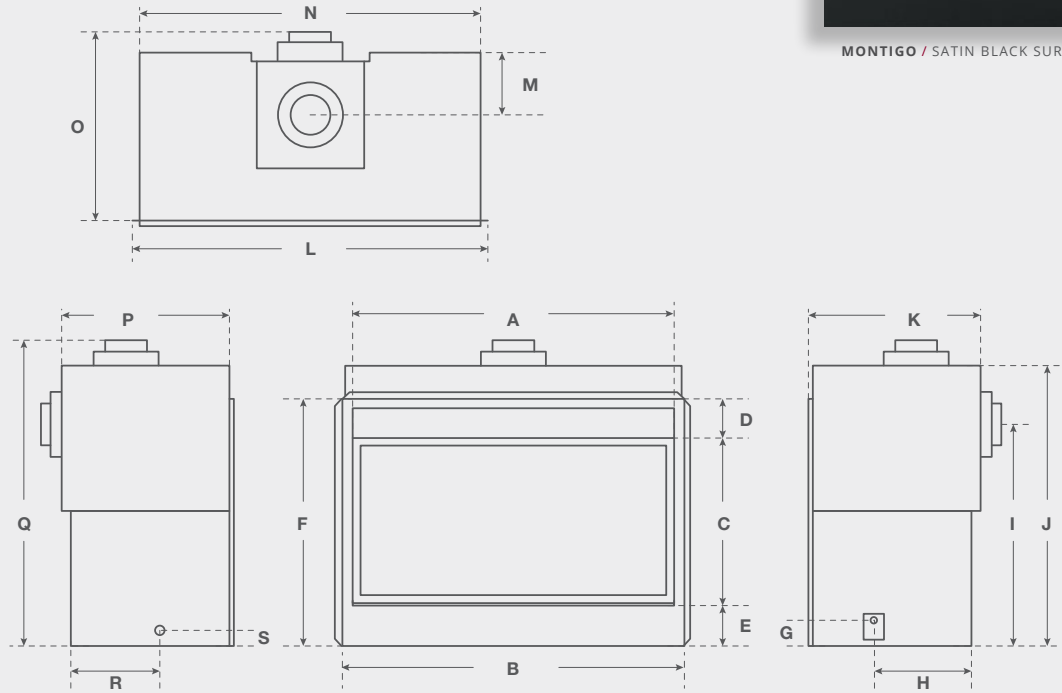
P52DFNI-2 / 59.3%  
PL52DFNI / 56%  
P52DFLI-2 / 59.3%  
PL52DFLI / 59.3%



## PHENOM DIMENSIONS

MONTIGO / STAINLESS STEEL SURROUND

MONTIGO / SATIN BLACK SURROUND



	A	B	C	D	E	F	G	H	I	J	K	L	M	N	O	P	Q	R	S
P38	35 <sup>3</sup> / <sub>16</sub>	37 <sup>1</sup> / <sub>16</sub>	19 <sup>1</sup> / <sub>2</sub>	4 <sup>5</sup> / <sub>16</sub>	5 <sup>7</sup> / <sub>16</sub>	29 <sup>9</sup> / <sub>16</sub>	3	13 <sup>3</sup> / <sub>16</sub>	26 <sup>5</sup> / <sub>16</sub>	33 <sup>3</sup> / <sub>4</sub>	20 <sup>3</sup> / <sub>16</sub>	39 <sup>1</sup> / <sub>4</sub>	71 <sup>5</sup> / <sub>16</sub>	37 <sup>1</sup> / <sub>4</sub>	22 <sup>1</sup> / <sub>8</sub>	19 <sup>1</sup> / <sub>2</sub>	36 <sup>5</sup> / <sub>16</sub>	11	2
P42	39 <sup>1</sup> / <sub>2</sub>	42	20 <sup>3</sup> / <sub>8</sub>	4 <sup>1</sup> / <sub>16</sub>	5 <sup>1</sup> / <sub>2</sub>	30 <sup>3</sup> / <sub>16</sub>	3	14 <sup>5</sup> / <sub>16</sub>	27 <sup>3</sup> / <sub>8</sub>	34 <sup>3</sup> / <sub>8</sub>	21 <sup>1</sup> / <sub>16</sub>	43 <sup>3</sup> / <sub>16</sub>	8	41 <sup>1</sup> / <sub>2</sub>	23 <sup>1</sup> / <sub>8</sub>	20 <sup>5</sup> / <sub>16</sub>	37 <sup>1</sup> / <sub>16</sub>	12 <sup>1</sup> / <sub>16</sub>	2
P52	47	52	21 <sup>7</sup> / <sub>8</sub>	5 <sup>1</sup> / <sub>16</sub>	5 <sup>3</sup> / <sub>8</sub>	33 <sup>3</sup> / <sub>16</sub>	3	14 <sup>5</sup> / <sub>8</sub>	28 <sup>3</sup> / <sub>4</sub>	36 <sup>3</sup> / <sub>16</sub>	22 <sup>1</sup> / <sub>16</sub>	53 <sup>3</sup> / <sub>8</sub>	7 <sup>5</sup> / <sub>16</sub>	47 <sup>3</sup> / <sub>8</sub>	23 <sup>1</sup> / <sub>8</sub>	22	39	12 <sup>1</sup> / <sub>16</sub>	2

MONTIGO / PHENOM / PL42 / SPECKLED STONES AND DRIFTWOOD

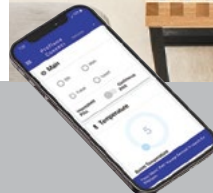
MONTIGO / PHENOM / PL42 / SAGE FIREBEADS



REMOTE+  
RX200\*\*



WALL REMOTE  
EC1550



WiFi PHONE APP  
CONTROL  
SIT-WIFI†



BLACK PORCELAIN†  
PPL\*\*



UPLIGHTING†

†Standard for full load units  
‡For full load units only

# Unit Specifications

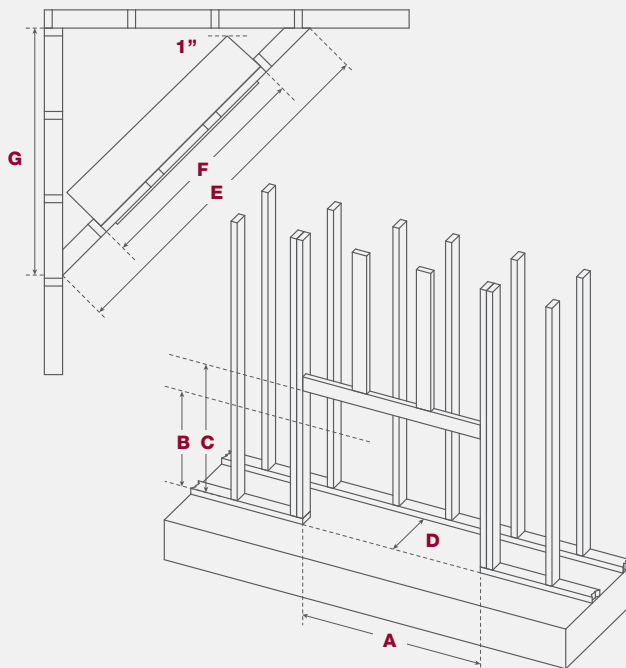
## ICON LEGEND

AVAILABLE	+	NOT AVAILABLE	-
DEDICATED	◊	STANDARD	◦

	BTU NATURAL GAS	BTU LIQUID PROPANE	VENTING	CLEARANCE TOP - REAR VENT	CLEARANCE TOP - TOP VENT	CLEARANCE SIDES	CLEARANCE BACK	CLEARANCE FLOOR	FRONT VIEWING AREA	FRONT GLASS TYPE	STANDARD MEDIA	MICRO MESH SCREEN	POWERVENT	REMOTE CONTROL	FANS	UPLIGHTING	DOWNLIGHTING
PL38DF* <sup>1</sup>	25,000	25,000	5"8"	9	17½	0	0	0	35¾ × 19½	HIGH TEMPERATURE	HW1157	◦	+	+	+	-	-
PL42DF* <sup>1</sup>	32,000	32,000	5"8"	9	17½	0	0	0	39½ × 20¾	HIGH TEMPERATURE	HW1157	◦	+	+	+	-	-
PL52DF* <sup>1</sup>	40,000	40,000	5"10"	12	26	2½	1	0	47 × 21¾	HIGH TEMPERATURE	HW1157	◦	+	+	+	-	-
P38DF* <sup>1</sup>	25,000	25,000	5"8"	9	17½	0	0	0	35¾ × 19½	HIGH TEMPERATURE	HW1106	◦	+	◦	◦	◦	-
P42DF* <sup>1</sup>	32,000	32,000	5"8"	9	17½	6	0	0	39½ × 20¾	HIGH TEMPERATURE	HW1106	◦	+	◦	◦	◦	-
P52DF* <sup>1</sup>	40,000	40,000	5"10"	12	26	2½	1	0	47 × 21¾	HIGH TEMPERATURE	HW1106	◦	+	◦	◦	◦	-
L38FSD* <sup>1</sup>	27,000	27,000	5"8"	24	24	6	2	0	35¼ × 19¾	HIGH TEMPERATURE	HW1157	◦	+	+	+	-	-
L42FSD* <sup>1</sup>	34,000	34,000	5"8"	24	24	6	2	0	39½ × 20¾	HIGH TEMPERATURE	HW1157	◦	+	+	+	-	-
L52FSD* <sup>1</sup>	40,000	40,000	5"8"	24	24	6	2	0	47 × 21¾	HIGH TEMPERATURE	HW1157	◦	+	+	-	-	-

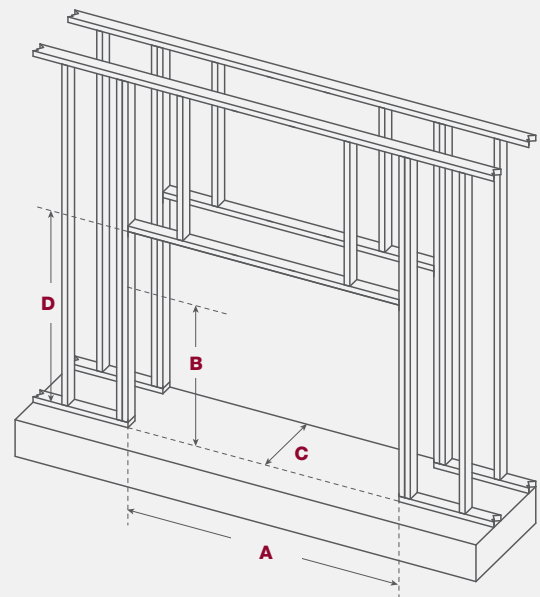
## PHENOM SINGLE SIDED FRAMING

	A	B <sup>†</sup>	C	D	E	F	G
P38	37¾	34¼	41¼	20⅞	76¼	37¾	53⅞
P42	42	35	42	21¾	84½	42	59¾
P52	52	37½	43¾	24½	98	52	64¼



## PHENOM SEE THROUGH FRAMING

	A	B <sup>†</sup>	C	D
P38	41	34½	23¾	40
P42	45	35	23¾	40
P52	59	N/A	23¾	39



<sup>†</sup> "B" dimension is from grade to non-combustible stud  
Header on edge not required if framing meets clearance to venting