



Multi-Fire XD™

25" Plug-in Electric Firebox

PF2325HL



The best of combustion and electric
- in one remarkable firebox

The sleek full view design allows an unencumbered view of the stunning Realogs™, the second generation of our patented inner glow technology. The dazzling Multi-Fire XD™ can accurately reproduce a natural wood-burning fire, gas fireplace or a range of ambient light themes that range from moody and hypnotic, to pulsing and vibrant.











MultiFire XD™

Multi-Fire XD™ 25" Plug-in Electric Firebox

PF2325HL

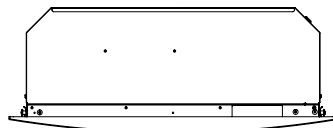


Features

-  **Multi-Fire XD™ Flame Effect**
Vivid flames that are brighter and more lifelike day or night.
-  **Realogs™**
Molded from meticulously selected and charred hardwood and positioned to maximize the illusion of depth and the appearance of burning firewood.
-  **ComfortSaver™ Heating System**
The patented ComfortSaver™ ceramic heating system uses 11% less energy than the leading quartz infrared heater by automatically adjusting fan speed and heater wattage to safely and precisely match the requirements of the room.
-  **Media Accent Colors**
Choose from a variety of brilliant color themes or cycle through a range of colors using the custom mode, freezing on the hue of your choice.
-  **Flame Accent Colors**
Accent the flames with custom base colors from warm red to gas blue.
-  **Precision Thermostat**
Electronic thermostat maintains room temperature within 1/2°C (1°F) for perfect comfort and increased energy efficiency.
-  **Economical**
Economical to operate costing only pennies per hour.*
-  **Low Carbon Footprint**
The most sustainable fireplace option; no emissions and 100% efficient.
-  **Mood-maker Remote**
Customize the light color and intensity for a fireplace that reflects your personality.
-  **All-season Flames**
Enjoy the unique charm of a fireplace 365 days a year using the flames without the heat.




Also available with Acrylic Ice: PF2325HG



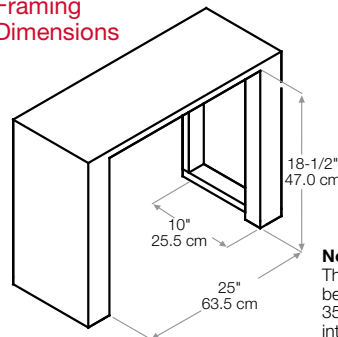
Also available with Acrylic Ice with curved glass front (PF2325CG)

Color Themes



120 Volts | 1,500 Watts | 5,118 BTU

Framing Dimensions



Note: The fireplace needs to be installed to ensure 35 in² (226 cm²) of intake air, into the back of the unit, on a continuous basis.

Model #	Description	Lbs / Kg	UPC	Wty. [†]	Carton Dimensions (WxHxD)		Cube	
					Inches	cm	ft ³	m ³
PF2325HL	25" Multi-Fire XD™ Electric Firebox - Realogs™	40 / 18.2	781052 095021	1 yr.	29-1/4 x 13-3/8 x 21-1/2	74.2 x 34.0 x 54.6	4.9	0.1
PF2325HG	25" Multi-Fire XD™ Electric Firebox - Acrylic Ice	40 / 18.2	781052 095014	1 yr.	29-1/4 x 13-3/8 x 21-1/2	74.2 x 34.0 x 54.6	4.9	0.1
PF2325CG	25" Multi-Fire XD™ Electric Firebox - Acrylic Ice - Curved Front Glass	41 / 18.6	781052 095007	1 yr.	28-3/4 x 13-3/8 x 25	73.0 x 34.0 x 63.5	5.6	0.2

Specifications, finishes and dimensions are subject to change. [†]Limited warranty. ©2016 Dimplex North America Limited.

SE-031-R05-111416

* Based on national average residential electricity rate. Rates vary.