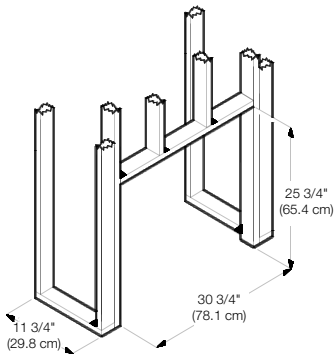


30" Electric Firebox









Framing Dimensions



120 V / 1,500 W / 5,120 BTU

Model #	Description	Lbs / Kg	UPC	Carton Dimensions (WxHxD)		Cube	
				Inches	cm	ft ³	m ³
DF3015	30" self-trimming firebox with refractory brick look interior	67 / 30.5	781052 043213	36 x 28.5 x 14	91.4 x 72.4 x 35.6	8.3	0.24
ET30-2DR-BN	Brushed nickel twin screen doors	15 / 6.8	781052 045019	37.8 x 2.6 x 31.6	95.9 x 6.5 x 80.3	1.8	0.05

Features

- 
Flame
 A blend of technology, artistry and craftsmanship – the patented Dimplex flame technology creates the illusion of a true fire.
- 
LED Technology
 Lasts more than 35 times longer and uses 10 times less energy than incandescent light bulbs.
- 
Supplemental Heat
 Includes a powerful fan-forced heater designed to keep the rooms you spend the most time in warm and comfortable. Reduce your central furnace temperature and cut your heating costs!
- 
Thermostat
 Includes a thermostat controlled fan-forced heater to ensure consistent comfort.
- 
Remote
 Includes a convenient on/off remote for ease of use at your fingertips.
- 
Year-round Enjoyment
 Enjoy the ambiance of the flame with or without the heater for year-round enjoyment.
- 
Economical
 Economical to operate. Costing only pennies per hour.*
- 
Green
 The green alternative. No harmful particulates or emissions and 100% efficient. Produces 90% less carbon dioxide than an average direct vent gas fireplace.
- 
Safe
 Front glass stays cool, making it safe to touch.
- 
Instant Ambiance
 Plugs into any standard household outlet.

* Based on national average residential electricity rate. Rates vary.